

FAN & WATERPUMP BELTS

Belt Dimensions and Pricing

| SIZE | TCI# | RETAIL | SIZE | TCI# | RETAIL | SIZE | TCI# | RETAIL |
|------------------|----------|----------|-------------------------|----------|----------|------------|----------|----------|
| 10 x 535 | 566-0311 | \$7.95-J | 10 x 610 | 566-0303 | \$7.95-J | 9.5 x 650 | 566-0450 | \$7.95-J |
| 9.5 x 560 | 566-0328 | \$8.95-J | 13L x 25.5 (604-642-10) | 566-0300 | \$7.95-J | 10 x 650 | 566-0453 | \$7.95-J |
| 10 x 560 | 566-0482 | \$7.95-J | 9.5 x 625 | 566-0455 | \$8.95-J | 10 x 660 | 566-0454 | \$8.95-J |
| 11 x 560 | 566-0329 | \$8.95-J | 10 x 625 | 566-0317 | \$7.95-J | 12.5 x 660 | 566-0306 | \$8.95-J |
| 10 x 585(13Lx23) | 566-0452 | \$7.95-J | 9.5 x 627 | 566-0362 | \$7.95-J | 9.5 x 675 | 566-0457 | \$7.95-J |
| 9.5 x 600 | 566-0309 | \$8.95-J | 9.5 x 635 | 566-0302 | \$7.95-J | 9.5 x 685 | 566-0304 | \$8.95-J |
| | | | 10.5 x 635 | 566-0456 | \$7.95-J | 9.5 x 700 | 566-0319 | \$8.95-J |

WATER PUMP IMPELLER

Water Pump Impeller


- Bombardier OEM 420.9220.30
- Fits liquid cooled engines 1977 - 1995

568-9358


\$3.95-L



INTAKE PROFILE GASKETS



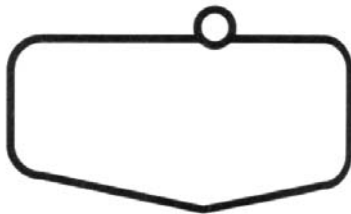
564-1500 (Intake PTO) - \$1.95-L
OEM# 420.8303.27 / Kimpex 09-150



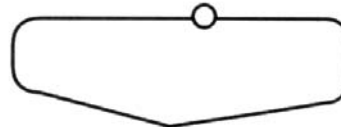
564-1510 (Intake MAG) - \$1.95-L
OEM# 420.8303.22 / Kimpex 09-151



564-1520 (Profile Gasket)- \$1.95-L
OEM# 420.8309.75 / Kimpex 09-152



564-1540 (Profile Gasket) - \$2.95-L
OEM# 420.8303.90 / Kimpex 09-154



564-1550 (Profile Gasket) - \$2.95-L
OEM# 420.8304.40 / Kimpex 09-155



564-1560 (Profile Gasket) - \$2.95-L
OEM# 420.8304.30 / Kimpex 09-156

KOHLER ENGINE FAN

Kohler Engine Fan

- Kohler Single and Twins OE 40157.01
- Fits most fan cooled models.
- K295-2T, K340-2T

568-3660

\$11.95-J



CYLINDER HEAD NUTS

Cylinder Head Nuts

- Acorn Style
- M8 - 1.25 mm, 19.5 mm long

776-81

\$2.25-J

