

CHENG SHIN ATV TIRES

Dare to compare, we feel this is a best performing tire for the money.

Light weight on your Quad and your Wallet!

Lightfoot - C9281/C9282

- Light weight construction combined with durable 6 ply rating for superior puncture resistance
- Excellent mud traction with self cleaning tread design
- Step down tread design provides mud shedding ability while reinforcing lug strength
- Comfortable ride on hard pack
- Very high quality at competitive price provides excellent value



Check Out the Weight Comparison!

| SIZE | TCI # | RETAIL |
|--------------|----------|------------|
| FRONT | | |
| 23x8-11 | 142-2010 | \$65.95-J |
| 24x8-11 | 142-2011 | \$71.95-J |
| 25x8-12 | 142-2012 | \$79.95-J |
| 26x10-12 | 142-2013 | \$99.95-J |
| 27x10-12 | 142-2014 | \$98.95-J |
| 28x10-12 | 142-2015 | \$129.95-J |
| REAR | | |
| 22x11-9 | 142-2020 | \$78.95-J |
| 25x12-9 | 142-2021 | \$90.95-J |
| 25x11-10 | 142-2022 | \$89.95-J |
| 25x12x10 | 142-2023 | \$89.95-J |
| 24x9-11 | 142-2024 | \$76.95-J |
| 24x10-11 | 142-2025 | \$70.95-J |
| 25x10-12 | 142-2026 | \$84.95-J |
| 26x12-12 | 142-2027 | \$118.95-J |
| 27x12-12 | 142-2028 | \$119.95-J |
| 28x12-12 | 142-2029 | \$139.95-J |

| Size | LightFoot (lbs.) | "Other" Lite Tire (lbs.) | Difference (lbs.) |
|----------|------------------|--------------------------|-------------------|
| 28x12-12 | 29.8 | 28.4 | -1.4 Less |
| 28x10-12 | 25.1 | 26.8 | 1.7 |
| 27x12-12 | 28.4 | 27.8 | -0.6 Less |
| 27x10-12 | 24.3 | 26 | 1.7 |
| 26x12-12 | 28 | 26.7 | -1.3 Less |
| 26x10-12 | 23.4 | 22.9 | -0.5 Less |
| 25x8-12 | 15.8 | 15 | -0.8 Less |
| 25x8-12 | 15.8 | 15.1 | -0.7 Less |
| 25x10-12 | 19.2 | 19.3 | 0.1 |
| 25x10-12 | 19.2 | 19.5 | 0.3 |



Jackal - C868

- Specially designed deep lugs deliver excellent traction.
- Large shoulder knobs for "side bite".
- Wide spacing promotes self-cleaning.
- 4-ply rating.

| FRONT | | |
|----------|------------|-----------|
| SIZE | TCI PART # | RETAIL |
| 22x8-10 | 142-2503 | \$79.95-J |
| 23X8-11 | 142-2505 | \$78.95-J |
| 25X8-12 | 142-2508 | \$79.95-J |
| REAR | | |
| SIZE | TCI PART # | RETAIL |
| 22X11-8 | 142-2501 | \$84.95-J |
| 25x12-9 | 142-2502 | \$99.95-J |
| 25X12-10 | 142-2504 | \$99.95-J |
| 24X9-11 | 142-2506 | \$92.95-J |
| 24X10-11 | 142-2507 | \$83.95-J |



CHENG SHIN ATV TIRES

| SIZE | DESCRIPTION | PART # | RETAIL |
|-------------------|--|----------|-----------|
| FRONT/REAR | | | |
| 145/70-6 | C829 - Front/Rear General Purpose TL 2ply Knobby | 142-2521 | \$20.95-J |
| 16X8-7 | C829 - Front/Rear General Purpose TL 2ply Knobby | 142-2522 | \$30.95-J |
| 18X9.5-8 | C826 - Front/Rear General Purpose 2ply | 142-2541 | \$50.95-J |
| 20X7-8 | C829 - Front/Rear General Purpose TL 2ply Knobby | 142-2523 | \$42.95-J |
| 22X11-8 | C829 - Front/Rear General Purpose TL 2ply Knobby | 142-2524 | \$61.95-J |
| 20x11-9 | C826 - Front/Rear General Purpose 2ply | 142-2542 | \$82.95-J |
| 25X12-9 | C829 - Front/Rear General Purpose TL 2ply Knobby | 142-2525 | \$75.95-J |
| FRONT | | | |
| 18X7-7 | C864 - Front General Purpose Knobby 2ply | 142-2532 | \$42.95-J |
| 21X7-10 | C873 - Front Offset Knobby 2ply | 142-2536 | \$61.95-J |
| REAR | | | |
| 20X9-8 | C865 - Rear General Purpose Knobby 2ply | 142-2533 | \$55.95-J |
| 25X12-9 | C866 - Rear V-Bar Knobby TL 2ply | 142-2534 | \$91.95-J |
| 22X8-10 | C867 - Rear Offset Knobby 2ply | 142-2535 | \$69.95-J |
| 22X11-10 | C828 - Rear Woolly Booger TL 2ply | 142-2551 | \$77.95-J |
| 24X11-10 | C828 - Rear Woolly Booger TL 2ply | 142-2552 | \$92.95-J |
| 23.5X8-11 | C832 - Rear Dimple Knobby TL 2ply | 142-2531 | \$59.95-J |



C829 Front/Rear
General Purpose Knobby



C828 - Rear
All Terrain Bias Ply



C826 Front/Rear
General Purpose Knobby



C873 - Front
Front Offset Knobby



C864 Front & C865 Rear
General Purpose Knobby



C866 Rear & C867 Front
Aggressive Tractor Style Tread



C832 - Rear
Dimple Knobby for
2-wheeler only

DUNLOP ATV TIRES

Dunlop Quadmax 801 Front & 805 Rear ATV Tire

- Flatter profile providing a 5% larger footprint for additional traction
- Wraparound shoulder and sidewall elements to deliver improved side traction
- Tapered shoulder block designed to supply smooth side grip
- 45 degree center block furnishes optimum forward and side grip
- Specially stiffened carcass incorporates two nylon body piles laid at a rigid case angle for large-block stability through the contact patch



| SIZE | DESCRIPTION | REFERENCE | TCI PART # | RETAIL |
|----------|-------------------|-----------|------------|------------|
| 24x9-11 | Quadmax 801 Front | 200247 | 120-1000 | \$91.95-J |
| 24x8-12 | Quadmax 801 Front | 200245 | 120-1001 | \$96.95-J |
| 25x8-12 | Quadmax 801 Front | 200242 | 120-1002 | \$92.95-J |
| 25x11-10 | Quadmax 805 Rear | 200246 | 120-1007 | \$99.95-J |
| 25x10-12 | Quadmax 805 Rear | 200244 | 120-1008 | \$97.95-J |
| 25x11-12 | Quadmax 805 Rear | 200243 | 120-1009 | \$101.95-J |



ATV TIRES

| PART # | FRONT/REAR | SIZE | REFERENCE | RETAIL |
|----------------|------------|----------|-----------|------------|
| 6" | | | | |
| KT465A15x7x6 | Front/Rear | 15x7x6 | 174742 | \$51.95 |
| 7" | | | | |
| KT58617x7x7 | Front | 17x7x7 | 174751 | \$81.95-J |
| KT58718x8x7 | Rear | 18x8x7 | 174752 | \$88.95-J |
| 8" | | | | |
| KT51621x9x8 | Front | 21x9x8 | 432970 | \$108.95-J |
| KT53722x10x8 | Rear | 22x10x8 | 174747 | \$84.95-J |
| 9" | | | | |
| KT577A20x10x9 | Rear | 20x10x9 | 174750 | \$69.95-J |
| KT86521x11x9 | Rear | 21x11x9 | 174763 | \$143.95-J |
| 10" | | | | |
| KT76122x9x10 | Front | 22x9x10 | 174758 | \$73.95-J |
| KT98720x11x10 | Rear | 20x11x10 | 323674 | \$157.95-J |
| KT60524x11x10 | Rear | 24x11x10 | 325299 | \$162.95-J |
| KT76524x11x10 | Rear | 24x11x10 | 174760 | \$95.95-J |
| KT90524x11x10 | Rear | 24x11x10 | 339299 | \$152.95-J |
| 11" | | | | |
| KT57623x8x11 | Front | 23x8x11 | 174749 | \$121.95-J |
| KT96224x8x11 | Front | 24x8x11 | 174770 | \$131.95-J |
| 12" | | | | |
| KT405C25x10x12 | Rear | 25x10x12 | 174741 | \$101.95-J |
| KT40625x10x12 | Rear | 25x10x12 | 174741 | \$170.95- |



MUDZILLA - M966

The ultimate ATV mud tire is here. The Mudzilla features an aggressive look with pyramid-shaped tread blocks and long biting lugs. Built to ride in and through mud, the Mudzilla applies equally biting traction in the sloppiest conditions. When mounting oversized tires on your ATV, be sure to check for proper fitment and tire clearance.

- Massive tread bars give maximum traction in mud while provide a smoother ride
- Step-down tread pattern adds to lug strength
- Deep shoulder-wrapping tread bars provide traction needed to pull through deep ruts
- Tread depth is 1 - 1 1/2" for deep traction
- Tires feature raised outline white lettering

| SIZE | TCI# | RETAIL |
|----------|----------|------------|
| 26x9-12 | 142-2108 | \$179.95-J |
| 26x12-12 | 142-2109 | \$199.95-J |
| 27x 9-12 | 142-2110 | \$167.95-J |
| 27x12-12 | 142-2111 | \$191.95-J |
| 28x 8-12 | 142-2112 | \$189.95-J |
| 28x10-12 | 142-2113 | \$179.95-J |
| 28x12-12 | 142-2114 | \$195.95-J |
| 30x9-14 | 142-2115 | \$209.95-J |
| 30x11-14 | 142-2116 | \$217.95-J |



'ZILLA - MU01 Front/MU02 Rear

Light and fast, the Zilla delivers a smooth ride even on rough trails.

- Durable lightweight design provides quicker acceleration
- Deep lugs offer outstanding control
- Added center tread for a smoother ride on trails
- Predictable deep mud performance
- Durable 6-ply rating for worry-free puncture resistance.

| SIZE | TCI# | RETAIL |
|---------------------|----------|------------|
| MU01 - FRONT | | |
| 24x8-11 | 142-2092 | PTF |
| 25x8-12 | 142-2098 | \$86.95-J |
| 26x12-12 | 142-2099 | \$115.95-J |
| 27x9-12 | 142-2100 | \$129.95-J |
| 28x10-12 | 142-2093 | PTF |
| 26x9-14 | 142-2101 | \$143.95-J |
| 28x 9-14 | 142-2102 | \$157.95-J |
| 30x9-14 | 142-2094 | PTF |
| MU02 - Rear | | |
| 22x10-9 | 142-2089 | PTF |
| 25x10-10 | 142-2091 | PTF |
| 24x10-11 | 142-2095 | PTF |
| 25x10-12 | 142-2103 | \$99.95-J |
| 26x11-12 | 142-2104 | \$145.95-J |
| 27x11-12 | 142-2105 | \$147.95-J |
| 28x12-12 | 142-2096 | PTF |
| 26x11-14 | 142-2106 | \$149.95-J |
| 28x11-14 | 142-2107 | \$167.95-J |
| 30x11-14 | 142-2097 | PTF |



Ceros - MU07 Front/MU08 Rear

The all new Maxxis Ceros is a UTV-specific tire, built to handle the extreme abuse your UTV takes. Radial construction provides better shock absorption, allowing for a smoother ride. The Ceros contains a directional, smooth-rolling tread pattern, providing steering precision and straight-line stability at high speeds. The tread pattern also creates predictable braking due to its aggressive traction for hardpack to intermediate conditions.

- 6 ply

| SIZE | TCI# | RETAIL |
|---------------------|----------|------------|
| MU07 - Front | | |
| 25x9R-12 | 142-2308 | \$160.95-J |
| 26x9R-14 | 142-2310 | \$183.95-J |
| MU08 - Rear | | |
| 26x11R-12 | 142-2309 | \$175.95-J |
| 26x11R-14 | 142-2312 | \$195.95-J |
| 26x9R-15 | 142-2311 | \$202.95-J |


MUDBUG R-RADIAL - M967

- Lightweight radial construction offers exceptional traction in mud and on the trail
- Radial technology also provides improved bump absorption for a more comfortable ride
- Aggressive tread lugs power through the toughest terrain
- 6-ply construction provides strength and durability

| SIZE | TCI # | RETAIL |
|--------------|----------|------------|
| Front | | |
| 25x8-R12 | 142-2121 | \$120.95-J |
| 26x9-R12 | 142-2119 | \$129.95-J |
| 26x9-R14 | 142-2123 | \$139.95-J |
| Rear | | |
| 25x10-12 | 142-2122 | \$135.95-J |
| 26x11-12 | 142-2120 | \$141.95-J |
| 26x11-14 | 142-2124 | \$149.95-J |


MUD BUG - M961 Front/M962 Rear

- Re-inforced Carcass Ridge (RCR) Technology delivers strength, reduces weight, and shed mud
- Dual Stage Lugs (DSL) add to the overall tread lug strength
- Sweeping, angled tread bars move mud out from the tread
- 1.2" tread depth on all sizes

| SIZE | TCI# | RETAIL |
|-------------------|----------|------------|
| M961 Front | | |
| 25x8-12 | 142-2125 | \$99.95-J |
| 26x10-12 | 142-2126 | \$119.95-J |
| 27x10-12 | 142-2128 | \$119.95-J |
| M962 Rear | | |
| 25x10-12 | 142-2144 | \$109.95-J |
| 26x12-12 | 142-2145 | \$134.95-J |
| 27x12-12 | 142-2146 | \$139.95-J |


Rubicon - M983

The Rubicon features a unique Bar & Hook tread design that delivers maximum traction in a variety of conditions. In addition, the 6-ply rating and extra-stiff sidewall makes this one of the most puncture-resistant tires available.

| SIZE | TCI # | RETAIL |
|------------|----------|------------|
| 22x12.5-8 | 142-2150 | \$126.95-J |
| 25x13.5-9 | 142-2151 | \$129.95-J |
| 25x13.5-10 | 142-2152 | \$129.95-J |
| 24x9.5-11 | 142-2153 | \$105.95-J |
| 25x12.5-11 | 142-2155 | \$142.95-J |
| 25x9.5-12 | 142-2156 | \$149.95-J |
| 25x12.5-12 | 142-2157 | \$169.95-J |



**When mounting oversized tires on your ATV, be sure to check for proper fitment and tire clearance.

SurTrak - C9208



Maxxis Sur Trak C9208 General Purpose ATV Front/Rear Tire

- Aggressive dual-traction lugs and powerful center-line knob divert loose terrain and provide exceptional traction under any conditions.
- The Sur Trak features a durable nylon carcass to improve puncture resistance.
- The multidirectional tread design delivers traction in mud, snow and sand.
- Angled shoulder knobs provide aggressive side bite and extra protection to the sidewall area and superior cornering stability.

| SIZE | TCI # | RETAIL |
|----------|----------|------------|
| 25x8-12 | 142-2170 | \$171.95-J |
| 25x10-12 | 142-2171 | \$119.95-J |
| 26x12-12 | 142-2172 | \$162.95-J |

Maverick - M901 Front Tire



The Maxxis Maverick M901 has a unique tread design that offers performance, traction, and a comfortable ride.

- Spacing between tread blocks promotes self-cleaning.
- Tire is designed for OE Applications.

| SIZE | TCI # | RETAIL |
|---------|----------|-----------|
| 21x7-10 | 142-2183 | \$77.95-J |
| 23x7-10 | 142-2185 | \$85.95-J |

Bighorn Radial - M917 Front/M918 Rear



The tread pattern and wide footprint give this radial exceptional traction.

- Radial construction provides better shock absorption, allowing for a smoother ride
- Extra lugs on the shoulder protect the sidewall and rim.
- Tire is suitable for desert, dirt, and rock application.

| SIZE | TCI # | RETAIL |
|--------------------|----------|------------|
| M917 Front | | |
| 25x8-R12 | 142-2190 | \$154.95-J |
| 26x9-R12 | 142-2196 | \$169.95-J |
| 27x9-R12 | 142-2198 | \$155.95-J |
| 26x9-R14 | 142-2200 | \$149.95-J |
| M918 - Rear | | |
| 25x10-R12 | 142-2191 | \$169.95-J |
| 26x12-R12 | 142-2197 | \$189.95-J |
| 27x12-R12 | 142-2199 | \$189.95-J |
| 26x11-R14 | 142-2201 | \$159.95-J |

Bighorn 2.0 Radial - MU09 Front/MU10 Rear



Based on the legendary Bighorn, the new Bighorn 2.0 is a lightweight version that mimics the tread design of the original, with a slimmer profile. The non-directional pattern provides predictable cornering and claws up roots and rocks, creating optimum climbing confidence. The Bighorn 2.0 boasts a 6-ply rating for durability.

- Non-directional tread
- Strong 6-ply rating

| SIZE | TCI # | RETAIL |
|---------------------|----------|------------|
| MU09 - Front | | |
| 25x8-R12 | 142-2300 | \$178.95-J |
| 26x9-R12 | 142-2304 | \$185.95-J |
| 26x9-R14 | 142-2302 | \$196.95-J |
| MU10 - Rear | | |
| 26x9-R12 | 142-2196 | \$189.95-J |
| 26x11-R12 | 142-2305 | \$196.95-J |
| 26x11R14 | 142-2303 | \$207.95-J |

**When mounting oversized tires on your ATV, be sure to check for proper fitment and tire clearance.

Razr - M931 Front/M932 Rear

Since its inception, the Maxxis RAZR has changed the face of Cross Country ATV racing. The RAZR has been a mainstay among top riders in such series as WORCS and the GNCC.

Front M931

- Raised center ridge provides precise steering
- Racing compound delivers superior traction while extending tread life

Rear M932

- Knobs extend the entire section width for maximum surface traction
- Tread design provides the best ratio of knob vs. void area
- Solid knob design improves traction and reduces tread squirm

SIZE

M931 - Front

| SIZE | TCI # | RETAIL |
|---------|----------|-----------|
| 21x7-10 | 142-2041 | \$99.95-J |
| 22x7-10 | 142-2042 | \$90.95-J |
| 22x8-10 | 142-2043 | \$86.95-J |
| 23x7-10 | 142-2044 | PTF |

M932 Rear

| | | |
|---------|----------|------------|
| 20x11-8 | 142-2045 | PTF |
| 20x11-9 | 142-2052 | \$113.95-J |
| 22x11-9 | 142-2054 | \$135.95-J |



iRazr - M943 Front/M944 Rear

The iRazr's radial construction offers a smoother and more controlled ride by reducing bump steer and arm fatigue, giving riders that extra edge. Radial construction also reduces the sidewall tension of the tire. This allows a wider contact patch with the terrain, providing better braking performance.

- Radial construction increases ride comfort and reduces bump steer
- Innovative tread pattern and flat profile provides excellent braking and steering response
- Designed for optimum performance in all MX conditions
- Greater impact absorption increases ride comfort, especially over jumps
- Superior control holds line when cornering yet allows rider to slide through turns predictably when necessary.

SIZE

M943 - Front

| SIZE | TCI # | RETAIL |
|---------|----------|------------|
| 21x7-10 | 142-2070 | \$129.95-J |
| 22x7x10 | 142-2071 | \$139.95-J |

M944 - Rear

| | | |
|---------|----------|------------|
| 20x11-9 | 142-2074 | \$154.95-J |
|---------|----------|------------|



Razr II - M933 Front/M934 Rear

The 6-ply rating makes them suitable for all types of terrain. Made especially for the GNCC, their increased depth and angled tread offers improved steering and braking. The Maxxis Razr II is suitable for all types of cross country terrain and was made especially for the Grand National Cross Country race circuit.

- Aggressive tread pattern for enhanced cornering ability
- Increased lug depth offers increased skid and traction control

SIZE

M933 - Front

| SIZE | TCI # | RETAIL |
|---------|----------|------------|
| 21x7-10 | 142-2061 | \$126.95-J |
| 22x7-10 | 142-2537 | \$152.95-J |

M934 - Rear

| | | |
|----------|----------|------------|
| 20x11-9 | 142-2062 | \$169.95-J |
| 22x11-9 | 142-2063 | \$193.95-J |
| 20x11-10 | 142-2064 | \$164.95-J |



**When mounting oversized tires on your ATV, be sure to check for proper fitment and tire clearance.



Razr Blade MS05 Front/MS06 Rear Sand Tire

For the edge you need in sandy terrain, choose the MS05 Razr Blade front and rear. With great cornering and handling, the Razr Blade is constructed to offer the control you need.

- The front tire's center and offset rib design creates optimal cornering traction
- Rounded profile adds superior flotation needed in pure sand terrain
- The rear tire's offset v-shape blade and alternating corner ribs offer improved handling and control and are side specific.



| SIZE | | TCI # | RETAIL |
|---------------------|------------|----------|------------|
| MS05 - Front | | | |
| 21x7-10 | | 142-2400 | \$97.95-J |
| 22x8-10 | | 142-2401 | \$112.95-J |
| MS06 - Rear | | | |
| 20x11-8 | Left Side | 142-2414 | \$104.95-J |
| 20x11-8 | Right Side | 142-2514 | \$104.95-J |
| 20x11-9 | Left Side | 142-2412 | \$110.95-J |
| 20x11-9 | Right Side | 142-2413 | \$110.95-J |
| 20x11-10 | Left Side | 142-2410 | \$116.95-J |
| 20x11-10 | Right Side | 142-2411 | \$116.95-J |
| 22x11-10 | Left Side | 142-2416 | \$127.95-J |
| 22x11-10 | Right Side | 142-2417 | \$127.95-J |



4-Snow - M910

For improved acceleration, the Maxxis 4-Snow expands up to 40% during use. It features a reversible tread design for optimum traction on snow and ice. The soft compound remains flexible in cold weather for better grip.

- Tire diameter expands up to 40% during acceleration for additional traction and ground clearance; reduces need for shifting.
- Reversible tread design offers optimum traction: scoop for snow and backside for increased contact surface on ice.
- Special soft compound stays flexible in cold weather for amazing grip and the smoothest ride ever!
- Drag racer's first choice on ice, snow and sand. (Not for use on road or gravel.)

| SIZE | TCI # | RETAIL |
|---------|----------|-----------|
| 22x10-9 | 142-2090 | \$84.95-J |

KINGS TIRE



KT-102

- Aggressive tread pattern and a sturdy carcass design

| DESCRIPTION | | PART # | RETAIL |
|-------------|---------|----------|-----------|
| 22x8-10 | Tubless | 117-0036 | \$69.95-J |



KT-103

- Patterned after a popular ATV tire

| DESCRIPTION | | PART # | RETAIL |
|-------------|--|----------|-----------|
| 25x12-9 | | 117-0069 | \$95.95-J |
| 25x12-10 | | 117-0067 | \$99.95-J |
| 24x9-11 | | 117-0070 | \$99.95-J |
| 25x10-12 | | 117-0066 | \$99.95-J |



KT-107

- Super aggressive "Mudder ATV" tires designed for larger displacement 4-wheel drive ATV's

| DESCRIPTION | | PART # | RETAIL |
|-------------|--|----------|------------|
| 27x10-12 | | 117-0112 | \$149.95-J |

ATV TUBES



| DESCRIPTION | RIM | VALVE | TCI PART # | RETAIL |
|-------------|-----|-------|------------|-----------|
| 16 x 8 | 7 | | T16X8X7 | \$10.95-J |
| 20 x 7 | 8 | TR6 | T20X7X8 | \$12.95-J |
| 22 x 11 | 8 | TR6 | T22X11X8 | \$17.95-J |
| 22 x 11 | 9 | TR6 | T22X11X9 | \$17.95-J |
| 25 x 12 | 9 | TR6 | T25X12X9 | \$18.95-J |
| 21 x 7 | 10 | TR6 | T21X7X10 | \$12.95-J |
| 22 x 8 | 10 | TR6 | T22X8X10 | \$19.95-J |
| 22 x 11 | 10 | TR6 | T22X11X10 | \$17.95-J |
| 25 x 12 | 10 | TR6 | T25X12X10 | \$18.95-J |
| 23.5 x 8 | 11 | TR6 | T23.5X8X11 | \$14.95-J |
| 24 x 9 | 11 | TR6 | T24X9X11 | \$14.95-J |
| 25 x 8 | 12 | TR6 | T25X8X12 | \$18.95-J |

Check Out These Prices!



Mud Lite Tires

- 6 ply mud tire designed for the trail

| DESCRIPTION | PART # |
|-------------|----------|
| 28x10-12 | 113-5708 |

ONLY \$89.95-H



Mud Lite

Holeshot Tire

- Front 2PR
- Extremely puncture resistant
- Features special rim-guard to protect wheel and help prevent air loss.

| DESCRIPTION | PART # |
|-------------|---------|
| 21x7-10 | 113-210 |



Holeshot

Blackwater Tires

- Thicker sidewalls allow this tire to be run even after a puncture
- Smooth predictable ride on hard-packed surfaces.
- Features special rim-guard to protect wheel and help prevent air loss
- Provides outstanding traction in forward and reverse.
- Heavy-duty 4pr construction/Blackwater XT heavy-duty 6pr construction

| DESCRIPTION | RIM | PART # |
|---------------|-----|---------|
| 20 x 12 | 8 | 113-128 |
| 20 x 12 | 10 | 113-121 |
| 25 x 12 | 10 | 113-250 |
| 25 x 12 | 11 | 113-251 |
| 26 x 12 | 12 | 113-262 |
| 27 x 9 (6ply) | 12 | 113-270 |



Blackwater 4 ply



Blackwater XT 6 ply

C-Series Cast Aluminium Wheels

- One piece cast aluminium ATV wheel
- Manufactured to QS9000 specifications
- Extremely strong, yet light-weight



183-10C115



183-10C156

| DESCRIPTION | MACHINED | RETAIL | POLISHED | RETAIL |
|--------------|------------|------------|------------|------------|
| 10" FRONT | | | | |
| 10 X 5 4/156 | 183-10C156 | \$122.95-J | 183-10P156 | \$137.95-J |
| 10" REAR | | | | |
| 10X8 4/115 | 183-10C115 | \$133.95-J | 183-10P115 | \$148.95-J |



C-Series Accessories

DESCRIPTION
Chrome Hub
(Fits LT500 '99)

TCI PART #
182-1303

RETAIL
\$ 4.95-J



113-409

589 M/S + C-Series Aluminum Kits

- Outstanding all around performing 589 M/S tire is matched to our stunning new C-series cast aluminum wheels.
- Kit consists Two (2) of 27x9-12 front or 27x11-12 rear ITP 589 M/S tire on ITP C-series rims.
- All applications can use the OEM lug nut unless noted otherwise.
- Use of the C-Series wheel saves over 7 pounds of unsprung weight (per wheel) when compared to a typical mud tire/steel wheel combination!
- Gain back that lost performance, without sacrificing strength.



113-411

Arctic Cat 400i/500i '02 (Rear foot brake cable needs to be adjusted to 1/8" free play)
and Polaris - Sportsman 500 '96-'03

| SIZE | DESCRIPTION | TCI PART # | RETAIL |
|----------|-------------|------------|------------|
| 27x9-12 | Front | 113-409 | \$399.95-H |
| 27-11-12 | Rear | 113-411 | \$399.95-H |

POLARIS - 425 4X4 / MAGNUM 500 '98-'01

| SIZE | DESCRIPTION | TCI PART # | RETAIL |
|---------|-------------|------------|------------|
| 27x9-12 | Front | 113-409 | \$399.95-H |



ITP BLACKWATER WHEEL AND RIM KITS



- Kit contains 2 tires already mounted on ITP steel rims.
- the 27" tires have 20% more open tread than the standard Blackwater tire
- Available in either Silver powder coat or Chrome with Black inserts.
- The Replacement Rim are also listed for ease of re-ordering.
- See page 651 for rim images

Arctic Cat

- '96-'21 (375 / 400 / 454 / 500 does not fit the "I" model in '02)
- Rear foot brake cable needs to be adjusted to 1/8" free play

| SIZE | | | SILVER KIT # | RETAIL | BLACK/CHROME # | RETAIL |
|----------|------|-------------|--------------|------------|----------------|--------|
| 27x12-12 | Rear | 12x7, 4/115 | 113-35X | \$399.95-J | | |

Bombardier

- Traxter 500 '99-'03 / Quest '02

| SIZE | | | SILVER KIT # | RETAIL | BLACK/CHROME # | RETAIL |
|----------|------|------------|--------------|------------|----------------|------------|
| 27x12-12 | Rear | 12x7,4/110 | 113-28X | \$399.95-J | 113-28B Black | \$429.95-J |
| 26x12-12 | Rear | 12x7,4/110 | 113-26R | \$399.95-J | | |

Honda

- TRX 500 Rubicon '01-'03

| SIZE | | | SILVER KIT # | RETAIL | BLACK/CHROME # | RETAIL |
|--------------------------------|-------|------------|--------------|------------|----------------|------------|
| 27x12-12 | Rear | | 113-47X | \$399.95-J | 113-47B Black | \$429.95-J |
| • RX 350 '00-'03 / 400 '96-'03 | | | | | | |
| 27x12-12 | Rear | 12x7,4/110 | 113-28X | \$399.95-J | 113-28B Black | \$429.95-J |
| 26x12-12 | Rear | 12x7,4/110 | 113-26R | \$399.95-J | | |
| • TRX300 '89-00 | | | | | | |
| 25x10-12 | Front | 12x7,4/110 | 113-17F | \$399.95-J | | |



On-Line Ordering Available at
www.transcanimports.com

Place an order, view stock, find out suggested retail pricing





Check Out These Prices!



Polaris

- 350/400/425/Magnum 500 '90-01

| SIZE | | | SILVER KIT # | RETAIL | BLACK/CHROME # | RETAIL |
|----------|-------|--------------|--------------|------------|----------------|------------|
| 27x9-12 | Front | 12x7,4/156 | 113-31X | \$399.95-J | | |
| 27x12-12 | Rear | 12x7,2+5,4/4 | 113-32X | \$399.95-J | 113-32B Black | \$429.95-J |
| 27x12-12 | Rear | 12x7,2+5,4/4 | | | 113-32C Chrome | \$399.95-J |

- Sportsman 500/700/Xplorer '96-03

| | | | | | | |
|----------|-------|------------|---------|------------|--|--|
| 27x9-12 | Front | 12x7,4/156 | 113-31X | \$399.95-J | | |
| 27x12-12 | Rear | 12x7,4/156 | 113-33X | \$399.95-J | | |

Suzuki

- Eiger 400/Vinson 500 '03

| SIZE | | | SILVER KIT # | RETAIL | BLACK/CHROME # | RETAIL |
|----------|------|------------|--------------|------------|----------------|------------|
| 27x12-12 | Rear | 12x7,4/110 | 113-28X | \$399.95-J | 113-28B Black | \$429.95-J |
| 26x12-12 | Rear | 12x7,4/110 | 113-26R | \$399.95-J | | |

- LT 500F Quadrunner '98-03

| | | | | | | |
|----------|-------|-----------|---------|------------|---------------|------------|
| 27x9-12 | Front | 12x7,4/90 | 113-38X | \$399.95-J | 113-38B Black | \$429.95-J |
| 27x12-12 | Rear | 12x7,4/90 | 113-39X | \$399.95-J | 113-39B Black | \$429.95-J |

Yamaha

- Grizzly '99-01

| SIZE | | | SILVER KIT # | RETAIL | BLACK/CHROME # | RETAIL |
|----------|-------|------------|--------------|------------|----------------|------------|
| 27x9-12 | Front | 12x7,4/110 | 113-36X | \$399.95-J | 113-36B Black | \$429.95-J |
| 27x12-12 | Rear | 12x7,4/110 | 113-37X | \$399.95-J | 113-37B Black | \$429.95-J |

- Big Bear '87-03/Kodiak '87-03/Grizzly '98

| | | | | | | |
|----------|------|------------|---------|------------|---------------|------------|
| 27x12-12 | Rear | 12x7,4/110 | 113-28X | \$399.95-J | 113-28B Black | \$429.95-J |
| 27x12-12 | Rear | 12x7,4/110 | 113-28R | \$399.95-J | | |

- Timberwolf/Wolverine '95

| | | | | | | |
|----------|-------|------------|---------|------------|--|--|
| 25x10-12 | Front | 12x7,4/110 | 113-17F | \$399.95-J | | |
|----------|-------|------------|---------|------------|--|--|

ITP BLACKWATER RIM VIEWS



113-17F
Rim view



113-28B
Rim view



113-32C
Rim view



113-32B
Rim View



113-32X
Rim View




113-35X
Rim view



113-36B
Rim view



113-36X
Rim view




113-37B
Rim view



113-37X
Rim view




113-38X
Rim view



113-38B
Rim view



113-39X
Rim view



113-39B
Rim view



113-47X
Rim view

ATV RIM APPLICATIONS

- Designed and engineered exclusively by ITP. Made from deep draw 13 gauge high strength steel, or durable aluminum alloy. Ideal for racing or recreation. Replacement wheels in multi-fit patterns reduce your inventory. Please note that not all of our replacement wheels match OEM wheel offset.

HOW TO READ ITP WHEEL SIZING SPECIFICATIONS:



For example, wheel is sized:
8 x 8, 3+ 5 4 / 110
Code#: 1 2 3 4 5



- 1 - The diameter of the wheel; also the inside diameter of the tire.
- 2 - The width of the wheel.
- 3 - Offset of wheel; for example, 3 + 5, means 3" off-center inside and 5" offset to the outside. Most wheels are centered, with no offset, unless indicated.
- 4 - Number of bolt holes in the wheel.
- 5 - Spacing of bolt holes (usually in millimeters), measured from center of bolt hole diagonally across center of wheel to center of opposite bolt hole.

| ARCTIC CAT | OEM | | Notes | Steel Rim | | Optional Rim | | |
|---------------------------------|------------|-------------|-------|------------|-----------|--------------|--------|-----------|
| | Tire Size | Wheel Size | | Part # | Retail | Part # | Color | Retail |
| 250 2WD/4WD 99-03 (F) | 23x8-12 | 12x7, 4/115 | | 183-12F115 | \$59.95-J | 183-12FC15 | Chrome | \$99.95-J |
| 250 2WD 99 (R) | 25x10-12 | 12x7, 4/115 | | 183-12F115 | \$59.95-J | 183-12FC15 | Chrome | \$99.95-J |
| 250 2WD 00 (R) | 24x9-12 | 12x7, 4/115 | | 183-12F115 | \$59.95-J | 183-12FC15 | Chrome | \$99.95-J |
| 250 2WD/4WD 01 (R) | 23x10-12 | 12x7, 4/115 | | 183-12F115 | \$59.95-J | 183-12FC15 | Chrome | \$99.95-J |
| 250 2WD/4WD 02-03 (R) | 24x9-12 | 12x7, 4/115 | | 183-12F115 | \$59.95-J | 183-12FC15 | Chrome | \$99.95-J |
| 300 2WD 98-03 (F) | 23x8x12 | 12x7, 4/115 | | 183-12F115 | \$59.95-J | 183-12FC15 | Chrome | \$99.95-J |
| 300 4WD 98-00 (F) | 24x9x12 | 12x7, 4/115 | | 183-12F115 | \$59.95-J | 183-12FC15 | Chrome | \$99.95-J |
| 300 4WD 01 (F) | 23x8-12 | 12x7, 4/115 | | 183-12F115 | \$59.95-J | 183-12FC15 | Chrome | \$99.95-J |
| 300 2WD/4WD 98-00 (R) | 25x10x12 | 12x7, 4/115 | | 183-12F115 | \$59.95-J | 183-12FC15 | Chrome | \$99.95-J |
| 300 2WD/4WD 01 (R) | 23x10-12 | 12x7, 4/115 | | 183-12F115 | \$59.95-J | 183-12FC15 | Chrome | \$99.95-J |
| 300 4WD 02-03(F) | 24x9-12 | 12x7, 4/115 | | 183-12F115 | \$59.95-J | 183-12FC15 | Chrome | \$99.95-J |
| 300 2WD/4WD 02-03 (R) | 25x10-12 | 12x7, 4/115 | | 183-12F115 | \$59.95-J | 183-12FC15 | Chrome | \$99.95-J |
| 366 2WD/4WD 07-08 (F) | 24x8-12 | 12x7, 4/115 | | 183-12F115 | \$59.95-J | 183-12FC15 | Chrome | \$99.95-J |
| 366 2WD/4WD 07-08 (R) | 24x10-12 | 12x7, 4/115 | | 183-12F115 | \$59.95-J | 183-12FC15 | Chrome | \$99.95-J |
| 375 2WD/4WD 02-03 (F) | 25x8x12 | 12x7, 4/115 | | 183-12F115 | \$59.95-J | 183-12FC15 | Chrome | \$99.95-J |
| 375 2WD/4WD 02-03 (R) | 25x10x12 | 12x7, 4/115 | | 183-12R115 | \$59.95-J | 183-12RC15 | Chrome | \$99.95-J |
| 400 2WD/4WD 98-03 (F) | 25x8x12 | 12x7, 4/115 | | 183-12F115 | \$59.95-J | 183-12FC15 | Chrome | \$99.95-J |
| 400 2WD/4WD 98-03 (R) | 25x10x12 | 12x7, 4/115 | | 183-12R115 | \$59.95-J | 183-12RC15 | Chrome | \$99.95-J |
| 400i 2WD/4WD 02-08 (F) | 25x8-12 | 12x7, 4/115 | | 183-12F115 | \$59.95-J | 183-12FC15 | Chrome | \$99.95-J |
| 400i 2WD/4WD 02-08 (R) | 25x11-12 | 12x7, 4/115 | | 183-12F115 | \$59.95-J | 183-12FC15 | Chrome | \$99.95-J |
| 454 2WD/4WD 96-98 (F) | 25x8x12 | 12x7, 4/115 | | 183-12F115 | \$59.95-J | 183-12FC15 | Chrome | \$99.95-J |
| 454 2WD/4WD 96-98 (R) | 25x10x12 | 12x7, 4/115 | | 183-12R115 | \$59.95-J | 183-12RC15 | Chrome | \$99.95-J |
| 500 4WD 98-99 (F) | 26x10.5x12 | 12x7, 4/115 | | 183-12F115 | \$59.95-J | 183-12FC15 | Chrome | \$99.95-J |
| 500 4WD 98-99 (R) | 26x10.5x12 | 12x7, 4/115 | | 183-12R115 | \$59.95-J | 183-12RC15 | Chrome | \$99.95-J |
| 500 4WD 00-03 (F) | 25x8-12 | 12x7, 4/115 | | 183-12F115 | \$59.95-J | 183-12FC15 | Chrome | \$99.95-J |
| 500 4WD 00-03 (R) | 25x10-12 | 12x7, 4/115 | | 183-12R115 | \$59.95-J | 183-12RC15 | Chrome | \$99.95-J |
| 500i 4WD 02-08 (F) | 25x8-12 | 12x7, 4/115 | | 183-12F115 | \$59.95-J | 183-12FC15 | Chrome | \$99.95-J |
| 500i 4WD 02-08 (R) | 25x11-12 | 12x7, 4/115 | | 183-12F115 | \$59.95-J | 183-12FC15 | Chrome | \$99.95-J |
| 650i 4WD 04-08 (F) | 26x8-12 | 12x7, 4/115 | | 183-12F115 | \$59.95-J | 183-12FC15 | Chrome | \$99.95-J |
| 650i 4WD 04-08 (R) | 26x11-12 | 12x7, 4/115 | | 183-12F115 | \$59.95-J | 183-12FC15 | Chrome | \$99.95-J |
| 700i 4WD 07-08 (F) | 26x8-12 | 12x7, 4/115 | | 183-12F115 | \$59.95-J | 183-12FC15 | Chrome | \$99.95-J |
| 700i 4WD 07-08 (R) | 26x11-12 | 12x7, 4/115 | | 183-12F115 | \$59.95-J | 183-12FC15 | Chrome | \$99.95-J |
| 1000 Thundercat 4WD 08 (F) | 26x8-12 | 12x7, 4/115 | | 183-12F115 | \$59.95-J | 183-12FC15 | Chrome | \$99.95-J |
| 1000 Thundercat 4WD 08 (R) | 26x11-12 | 12x7, 4/115 | | 183-12F115 | \$59.95-J | 183-12FC15 | Chrome | \$99.95-J |
| CAN-AM/BOMBARDIER | | | | | | | | |
| Outlander 300 2WD/4WD 03-05 (F) | 25x8-12 | 12x7, 4/137 | | 183-12F137 | \$59.95-J | 183-12FC37 | Chrome | \$99.95-J |
| Outlander 300 2WD/4WD 03-05 (R) | 25x10-12 | 12x7, 4/137 | | 183-12F137 | \$59.95-J | 183-12FC37 | Chrome | \$99.95-J |
| Outlander 400 2WD/4WD 03-08 (F) | 25x8-12 | 12x7, 4/137 | | 183-12F137 | \$59.95-J | 183-12FC37 | Chrome | \$99.95-J |
| Outlander 400 2WD/4WD 03-08 (R) | 25x10-12 | 12x7, 4/137 | | 183-12F137 | \$59.95-J | 183-12FC37 | Chrome | \$99.95-J |
| Outlander 500 2WD/4WD 07-08 (F) | 25x8-12 | 12x7, 4/137 | | 183-12F137 | \$59.95-J | 183-12FC37 | Chrome | \$99.95-J |
| Outlander 500 2WD/4WD 07-08 (R) | 25x10-12 | 12x7, 4/137 | | 183-12F137 | \$59.95-J | 183-12FC37 | Chrome | \$99.95-J |
| Outlander 650 2WD/4WD 06-08 (F) | 25x8-12 | 12x7, 4/137 | | 183-12F137 | \$59.95-J | 183-12FC37 | Chrome | \$99.95-J |
| Outlander 650 2WD/4WD 06-08 (R) | 25x10-12 | 12x7, 4/137 | | 183-12F137 | \$59.95-J | 183-12FC37 | Chrome | \$99.95-J |

Notes

1 - Adds 1" width per side

2- Adds 3" width on each

ATV RIM APPLICATIONS

| CAN-AM/BOMBARDIER Continued | OEM | | Notes | Steel Rim | | Optional Rim | | |
|---|-----------|-------------|-------|------------|-----------|--------------|------------|-----------|
| | Tire Size | Wheel Size | | Part # | Retail | Part # | Color | Retail |
| Outlander 800 2WD/4WD 06-08 (F) | 25x8-12 | 12x7, 4/137 | | 183-12F137 | \$59.95-J | 183-12FC37 | Chrome | \$99.95-J |
| Outlander 800 2WD/4WD 06-08 (R) | 25x10-12 | 12x7, 4/137 | | 183-12F137 | \$59.95-J | 183-12FC37 | Chrome | \$99.95-J |
| Traxter 500 4WD 99-05 (F) | 25x10-12 | 12x7, 4/110 | | | | 183-12RC41 | Chrome | \$99.95-J |
| Traxter 500 4WD 99-05 (R) | 25x10-12 | 12x7, 4/110 | | | | 183-12RB41 | Blk/Chrome | \$99.95-J |
| Quest 500/650 4WD 00-05 (R) | 25x10-12 | 12x7, 4/110 | | | | 183-12RC41 | Chrome | \$99.95-J |
| Quest 500/650 4WD 00-05 (R) | 25x10-12 | 12x7, 4/110 | | | | 183-12RB41 | Blk/Chrome | \$99.95-J |
| HONDA | | | | | | | | |
| TRX 200 90-93 96-97 (F) | 21x7-10 | 10x5, 4/110 | 1 | | | 183-154110 | Alum | \$99.95-J |
| TRX 250 Big Red 86-87 (F) | 21x7-10 | 10x5, 4/110 | 1 | | | 183-154110 | Alum | \$99.95-J |
| TRX 250X 86-87 (F) | 22x7-10 | 10x5, 4/110 | | | | 183-154110 | Alum | \$99.95-J |
| TRX 450S-ES 4WD 98-03 (R) | 25x10-12 | 12x7, 4/110 | | | | 183-12RC41 | Chrome | \$99.95-J |
| PILOT 89-90 (F) | 21x7-10 | 10x5, 4/110 | 1 | | | 183-154110 | Alum | \$99.95-J |
| KAWASAKI | | | | | | | | |
| KLF 300 Bayou 4WD 89-05 (R) | 24x10-11 | 11x7, 4/137 | 2 | 183-11743R | \$59.95-J | | | |
| Prairie 300 2WD/4WD 99-05 (F) | 25x8-12 | 12x7, 4/137 | | 183-12F137 | \$59.95-J | 183-12FC37 | Chrome | \$99.95-J |
| Prairie 360 2WD/4WD 03-06 (F) | 25x8-12 | 12x7, 4/137 | | 183-12F137 | \$59.95-J | 183-12FC37 | Chrome | \$99.95-J |
| Prairie 400 2WD/4WD 97-05 (F) | 25x8-12 | 12x7, 4/137 | | 183-12F137 | \$59.95-J | 183-12FC37 | Chrome | \$99.95-J |
| KLF 400 Bayou 4WD 93-05 (R) | 24x10-11 | 11x7, 4/137 | 2 | 183-11743R | \$59.95-J | | | |
| Prairie 650/700 4WD 02-06 (F) | 25x8-12 | 12x7, 4/137 | | 183-12F137 | \$59.95-J | 183-12FC37 | Chrome | \$99.95-J |
| Brute Force 650 4WD 03-08 (F) | 25x8-12 | 12x7, 4/137 | | 183-12F137 | \$59.95-J | 183-12FC37 | Chrome | \$99.95-J |
| SUZUKI | | | | | | | | |
| LT 230 EH/EJ/EK 87-89, 91-93 (F) | 21x7-10 | 10x5, 4/166 | 1 | 183-15R166 | \$59.95-J | | | |
| LT 230 QuadSport 85-88 (F) | 21x7-10 | 10x5, 4/166 | 1 | 183-15R166 | \$59.95-J | | | |
| LT 250 QuadSport 89-90 (F) | 21x7-10 | 10x5, 4/166 | 1 | 183-15R166 | \$59.95-J | | | |
| LT 250R QuadRacer 85-92 (F) | 21x7-10 | 10x5, 4/166 | 1 | 183-15R166 | \$59.95-J | | | |
| LT300 4WD XM King Quad 91-03 (F) | 24x8-11 | 11x6, 4/140 | | 183-12F140 | \$59.95-J | | | |
| Eiger 400 2WD 02-07 (R) | 25x12-12 | 12x7, 4/110 | 1 | | | 183-12RC41 | Chrome | \$99.95-J |
| Eiger 400 Auto 2WD 02-07 (R) | 25x12-12 | 12x7, 4/110 | 1 | | | 183-12RC41 | Chrome | \$99.95-J |
| Eiger 400 4WD 02-07 (R) | 25x12-12 | 12x7, 4/110 | 1 | | | 183-12RC41 | Chrome | \$99.95-J |
| Eiger 400 Auto 4WD 02-07 (R) | 25x12-12 | 12x7, 4/110 | 1 | | | 183-12RC41 | Chrome | \$99.95-J |
| LT 500R QuadRacer 87-90 (F) | 21x7-10 | 10x5, 4/166 | 1 | 183-15R166 | \$59.95-J | | | |
| LT-F/LT-A 500 Quadrunner 98-02 (F) | 25x8x12 | 12x7, 4/90 | | 183-12F900 | \$59.95-J | | | |
| Vinson 500 4x4 02-06 (R) | 25x10x12 | 12x7, 4/110 | 1 | | | 183-12RC41 | Chrome | \$99.95-J |
| Twin Peaks 700 4x4 04-06 (F) | 25x8-12 | 12x7, 4/137 | | 183-12F137 | \$59.95-J | | | |
| POLARIS | | | | | | | | |
| Magnum 325 2x4/4x4 00-05 (F) | 24x8-12 | 12x7, 4/156 | | | | 183-12TC56 | Chrome | \$99.95-J |
| Xpedition 325 4x4 00-06 (F) | 24x8-12 | 12x7, 4/156 | | | | 183-12TC56 | Chrome | \$99.95-J |
| Trail Boss 4x4 350L/400L 90-94 (F) | 24x8-12 | 12x7, 4/156 | | | | 183-12TC56 | Chrome | \$99.95-J |
| Sportsman 400/Magnum 4x4 425L,95-98 (F) | 25x8-12 | 12x7, 4/156 | | | | 183-12TC56 | Chrome | \$99.95-J |
| Sportsman 400 4x4 01-08 (F) | 25x8-12 | 12x7, 4/156 | | | | 183-12TC56 | Chrome | \$99.95-J |
| Xplorer 4x4 400L 95-03 (F) | 25x8-12 | 12x7, 4/156 | | | | 183-12TC56 | Chrome | \$99.95-J |
| Xpedition 425 4x4 99-06 (F) | 25x8-12 | 12x7, 4/156 | | | | 183-12TC56 | Chrome | \$99.95-J |
| Xplorer/Sportsman 500 4x4 96-08 (F) | 25x8-12 | 12x7, 4/156 | | | | 183-12TC56 | Chrome | \$99.95-J |
| Magnum 500 4x4 99-05 (F) | 25x8-12 | 12x7, 4/156 | | | | 183-12TC56 | Chrome | \$99.95-J |
| Sportsman 600 4x4 03-08 (F) | 25x8-12 | 12x7, 4/156 | | | | 183-12TC56 | Chrome | \$99.95-J |
| Sportsman 600 4x4 03-08 (R) | 25x10-12 | 12x7, 4/156 | | | | 183-12TC56 | Chrome | \$99.95-J |
| Sportsman 700 4x4 02-08 (F) | 25x8-12 | 12x7, 4/156 | | | | 183-12TC56 | Chrome | \$99.95-J |
| Sportsman 700 4x4 02-08 (R) | 25x10-12 | 12x7, 4/156 | | | | 183-12TC56 | Chrome | \$99.95-J |
| Sportsman 800 4x4 05-08 (F) | 25x8-12 | 12x7, 4/156 | | | | 183-12TC56 | Chrome | \$99.95-J |
| Sportsman 800 4x4 05-08 (R) | 25x10-12 | 12x7, 4/156 | | | | 183-12TC56 | Chrome | \$99.95-J |
| Diesel 4x4 99-06 (F) | 25x8-12 | 12x7, 4/156 | | | | 183-12TC56 | Chrome | \$99.95-J |
| Magnum/Big Boss 6x6 93-06 (F) | 25x8-12 | 12x7, 4/156 | | | | 183-12TC56 | Chrome | \$99.95-J |
| Ranger 98-03 (F) | 25x10-12 | 12x7, 4/156 | | | | 183-12TC56 | Chrome | \$99.95-J |
| Ranger 04-08 (F) | 25x10-12 | 12x7, 4/156 | | | | 183-12TC56 | Chrome | \$99.95-J |
| Ranger 04-08 (R) | 25x11-12 | 12x7, 4/156 | | | | 183-12TC56 | Chrome | \$99.95-J |
| RZR 08 (F) | 25x8-12 | 12x7, 4/156 | | | | 183-12TC56 | Chrome | \$99.95-J |
| RZR 08 (R) | 25x10-12 | 12x7, 4/156 | | | | 183-12TC56 | Chrome | \$99.95-J |

Notes

1 - Adds 1" width per side

2- Adds 3" width on each



ATV RIM APPLICATIONS

| YAMAHA | OEM | | Steel Rim | Optional Rim | |
|--|-----------|-------------|-----------|--------------|--------|
| | Tire Size | Wheel Size | | Part # | Color |
| YFB 250 Timberwolf 2x4 95-98 (F) | 22x7-10 | 10x5, 4/110 | 1 | 183-154110 | Alum |
| Bear Tracker 250 99-05 (F) | 22x7-10 | 10x5, 4/110 | 1 | 183-154110 | Alum |
| Big Bear 250 06-08 (F) | 22x7-10 | 10x5, 4/110 | 1 | 183-154110 | Alum |
| Bruin 250 05 (F) | 22x7-10 | 10x5, 4/110 | 1 | 183-154110 | Alum |
| YFM 350 Wolverine 95-08 (R) | 23x10-12 | 12x7, 4/110 | | 183-12RC41 | Chrome |
| YFM 350 ER Moto-4 89-95 (F) | 22x8-10 | 10x5, 4/110 | 1 | 183-154110 | Alum |
| YFM 350/400 Big Bear 4WD 87-06 (R) | 25x10-12 | 12x7, 4/110 | | 183-12RC41 | Chrome |
| 350 Big Bear 4WD 07-08 (R) Straight Axle | 25x10-12 | 12x7, 4/110 | | 183-12RC41 | Chrome |
| YFM350 Bruin 04-068 (R) | 25x10-12 | 12x7, 4/110 | | 183-12RC41 | Chrome |
| YFM 400 Kodiak 2WD 93-04 (R) | 25x10-12 | 12x7, 4/110 | | 183-12RC41 | Chrome |
| YFM 400/450 Kodiak 4WD 93-04 (R) | 25x10-12 | 12x7, 4/110 | | 183-12RC41 | Chrome |
| YFM 600 Grizzly 4WD 99-01 (F) | 25x8-12 | 12x7, 4/110 | | 183-12FB13 | Bk/Chr |
| YFM 600 Grizzly 4WD 99-00 (R) | 25x10-12 | 12x7, 4/110 | | 183-12RB13 | Bk/Chr |

Notes

1 - Adds 1" width per side

2- Adds 3" width on each

ITP RIM PRICE CHART

| DESCRIPTION | DESCRIPTION | PART # | RETAIL |
|----------------------|-------------|------------|-----------|
| 10" Rims | | | |
| 10x5 4/110 | Alum | 183-154110 | \$99.95-H |
| 10x5 4/166 | Steel | 183-15R166 | \$59.95-H |
| 11" Rims | | | |
| 11x7 2+5 4/137Rr | Steel | 183-11743R | \$59.95-H |
| 12x7 4/90 Front | Steel | 183-12F900 | \$59.95-H |
| 12" Rims | | | |
| 12x7 4/110 Rear | Chrome | 183-12RC41 | \$99.95-H |
| 12x7 4/110 Rear | Blk Chr | 183-12RB41 | \$99.95-H |
| 12x7 5+2 4/115 Front | Steel | 183-12F115 | \$59.95-H |
| 12x7 5+2 4/115 Front | Chrome | 183-12FC15 | \$99.95-H |
| 12x7 2+5 4/115 Rear | Chrome | 183-12RC15 | \$99.95-H |
| 12x7 4/137 Fr | Steel | 183-12F137 | \$59.95-H |
| 12x7 4/137 Fr | Chrome | 183-12FC37 | \$99.95-H |
| 12x7 4/137 Fr | Blk Chr | 183-12FB13 | \$99.95-H |
| 12x7 4/137 Rear | Blk Chr | 183-12RB13 | \$99.95-H |
| 12x7 4+3 4/156 Rr | Steel | 183-12S156 | \$59.95-H |
| 12x7 4+3 4/156 Rr | Chrome | 183-12TC56 | \$99.95-H |
| 12x7 2+5 5/160 Rr | Chrome | 183-12RC51 | \$99.95-H |



ITP FRONT RIMS



183-12FB13



183-12F115



183-12FC15



183-12F137



183-12FC37



183-12F140



183-12F156



183-12F900



183-154110

ITP REAR RIMS



183-12RB13



183-12R115



183-12RC15



183-12RC41



183-12RC51



183-12S156



183-12TC56



183-15R166



183-12R448



183-11743

TIRE CHAINS (PR.)

| MODEL | YEAR | TCI PART # | RETAIL | TIRE SIZE | MODEL | YEAR | TCI PART # | RETAIL | TIRE SIZE |
|--------------------------|-------|------------------|-----------|------------|---------------------|-------|------------------|-----------|------------|
| ARCTIC CAT | | | | | KAWASAKI | | | | |
| 454 4X4 Bearcat | 96-97 | 672-1001 (Front) | \$59.95-J | 25X8X12 | KLF 160 | | 672-1001 | \$59.95-J | 22X11X8 |
| | | 672-1003 (Rear) | \$75.95-J | 25X10X12 | KLF 185 | | 672-1001 | \$59.95-J | 22X11X8 |
| 454 4X4 Bearcat | 98 | 672-1002 (Rear) | \$69.95-J | 25X10X12 | KLF 220 | | 672-1001 | \$59.95-J | 22X10X10 |
| 454 2X4 Bearcat | 97-98 | 672-1002 | \$69.95-J | 25X10X12 | KSF 250 Mojave | 87-00 | 672-1001 | \$59.95-J | 22X11X9 |
| 250 2X4 | | 672-1002 | \$69.95-J | 24X9X12 | KSF 250 Mojave | 01- | 672-1001 | \$59.95-J | 22X10X10 |
| 250 4X4 | | 672-1002 | \$69.95-J | 24X9X12 | KLF 300 2X4 | | 672-1002 | \$69.95-J | 24X11X10 |
| 300 2X4, 4X4 | | 672-1002 | \$69.95-J | 25X10X12 | KEF 300 Lakota | | 672-1001 | \$59.95-J | 22X11X10 |
| 400 2X4,4X4 | | 672-1002 | \$69.95-J | 25X10X12 | KLF 300 4X4 | | 672-1003 | \$75.95-J | 24X10X11 |
| 500 4X4 | 98 | 672-1002 | \$69.95-J | 25X10X12 | KLF 400 4X4 | | 672-1003 | \$75.95-J | 24X10X11 |
| 500 4X4 | 99-00 | 672-1003 | \$75.95-J | 26X10.5X12 | KVF 300 Prairie 4X4 | | 672-1003 | \$75.95-J | 25X11X10 |
| 500 4X4 | 2001- | 672-1002 | \$69.95-J | 25X10X12 | KVF 300 Prairie 2X4 | | 672-1003 | \$75.95-J | 25X10X12 |
| 500 Auto. 4X4 | 2000 | 672-1003 | \$75.95-J | 25X10X12 | KVF 300 Prairie 2X4 | | 672-1003 | \$75.95-J | 25X11X10 |
| 500 Auto. 4X4 | 2001- | 672-1002 | \$69.95-J | 25X10X12 | KVF 400 Prairie 4X4 | | 672-1002 (Front) | \$59.95-J | 25X8X12 |
| | | | | | KVF 400 Prairie 4X4 | | 672-1003 (Rear) | \$75.95-J | 25X11X10 |
| | | | | | KVF 400 Prairie 2X4 | | 672-1003 | \$75.95-J | 25X11X10 |
| BOMBARDIER | | | | | MULE | | | | |
| 500 4X4 Traxter | | 672-1003 | \$75.95-J | 25X10X12 | MULE 4X4 | | 672-1002 | \$69.95-J | 22X11X10 |
| 500 4X4 Traxter XL | | 672-1003 | \$75.95-J | 25X10X12 | MULE 500 | | 672-1002 | \$69.95-J | 22X11X10 |
| HONDA | | | | | POLARIS | | | | |
| TRX 125 | | 672-1001 | \$59.95-J | 22X11X8 | P250 R/ES | | 672-1001 | \$59.95-J | 22X11X10 |
| TRX 200 SX | | 672-1001 | \$59.95-J | 22X11X8 | P250 4X4 | | 672-1002 | \$69.95-J | 24X11X10 |
| TRX 200 | | 672-1002 | \$69.95-J | 25X12X9 | P250 2X4 | | 672-1002 | \$69.95-J | 24X11X10 |
| TRX 200L | | 672-1001 | \$59.95-J | 22X9X8 | P250 Xplorer | | 672-1002 | \$69.95-J | 24X11X10 |
| TRX 250 | 85 | 672-1003 | \$75.95-J | 25X12X9 | P300 2X4,4X4 | | 672-1002 | \$69.95-J | 24X11X10 |
| TRX 250 | 86-87 | 672-1002 | \$69.95-J | 25X12X9 | P300 6X6 Big Boss | | 672-1001 | \$59.95-J | 22X10X10 |
| TRX 250X | 87-92 | 672-1001 | \$59.95-J | 22X10X9 | P300 Xplorer | | 672-1002 | \$69.95-J | 24X11X10 |
| TRX 250 Recon | | 672-1001 | \$59.95-J | 22X10X9 | P300 Xpress 2X4 | | 672-1002 | \$69.95-J | 24X11X10 |
| ATC 250 | | 672-1001 | \$59.95-J | 22X11X8 | P325 Magnum | | 672-1003 | \$75.95-J | 24X11.5X10 |
| TRX 300 EX | | 672-1001 | \$59.95-J | 22X9X10 | P335 Sportsman 4X4 | | 672-1002 | \$69.95-J | 24X11X10 |
| TRX 300 2X4 | | 672-1003 | \$75.95-J | 25X12X9 | P350 L 2X4,4X4 | | 672-1003 | \$75.95-J | 25X12X10 |
| TRX 300 4X4 | | 672-1002 (Rear) | \$69.95-J | 24X9X11 | P400 L Sport | | 672-1001 | \$59.95-J | 22X11X10 |
| | | 672-1001 (Front) | \$59.95-J | 23X8X11 | P400 2X4 | | 672-1002 | \$69.95-J | 24X11X10 |
| TRX 300 2X4 | | 672-1002 | \$69.95-J | 24X9X11 | P400 Xpress | | 672-1002 | \$69.95-J | 24X11X10 |
| TRX 300 4X4 | | 672-1002 | \$69.95-J | 24X9X11 | P400 L 4X4 | | 672-1003 | \$75.95-J | 25X12X10 |
| TRX 350 | | 672-1002 | \$69.95-J | 20X10X9 | P400 6X6 Big Boss | | 672-1003 | \$75.95-J | 25X12X10 |
| TRX 400 EX | | 672-1001 | \$59.95-J | 24X10X11 | P400 4X4 Sportsman | 2001- | 672-1003 | \$75.95-J | 25X11X10 |
| TRX 400 4X4 | | 672-1003 (Rear) | \$75.95-J | 24X8X11 | P400 4X4 Sportsman | 93-94 | 672-1003 | \$75.95-J | 25X12X10 |
| | | 672-1001 (Front) | \$59.95-J | 25X10X12 | P400 Scrambler | | 672-1001 | \$59.95-J | 22X11X10 |
| TRX 450 S/ES 4X4 | | 672-1003 (Rear) | \$75.95-J | 25X10X12 | P400 Xplorer | | 672-1003 | \$75.95-J | 25X11X10 |
| | | 672-1001 (Front) | \$82.95-J | 25X8X12 | P425 Xpedition | | 672-1003 | \$75.95-J | 25X11X10 |
| Big Red | | 672-1003 | \$75.95-J | 25X12X9 | P425 Magnum 2X4 | | 672-1002 | \$69.95-J | 24X11X10 |
| TRX 350 Rancher 4X4 S/ES | | 672-1003 (Rear) | \$75.95-J | 24X9X11 | P425 Magnum 4X4 | | 672-1003 | \$75.95-J | 25X12X10 |
| TRX 350 Rancher 2X4 S/ES | | 672-1003 (Front) | \$75.95-J | 25X11X10 | | | | | |
| TRX 500 4X4 Rubicon | | 672-1003 | \$75.95-J | 25X10X12 | | | | | |