

POWERPS *SONIC*

Super Sport Series



2007-2008

**Battery Applications
And Specifications**



HIGH PERFORMANCE BATTERY FEATURES

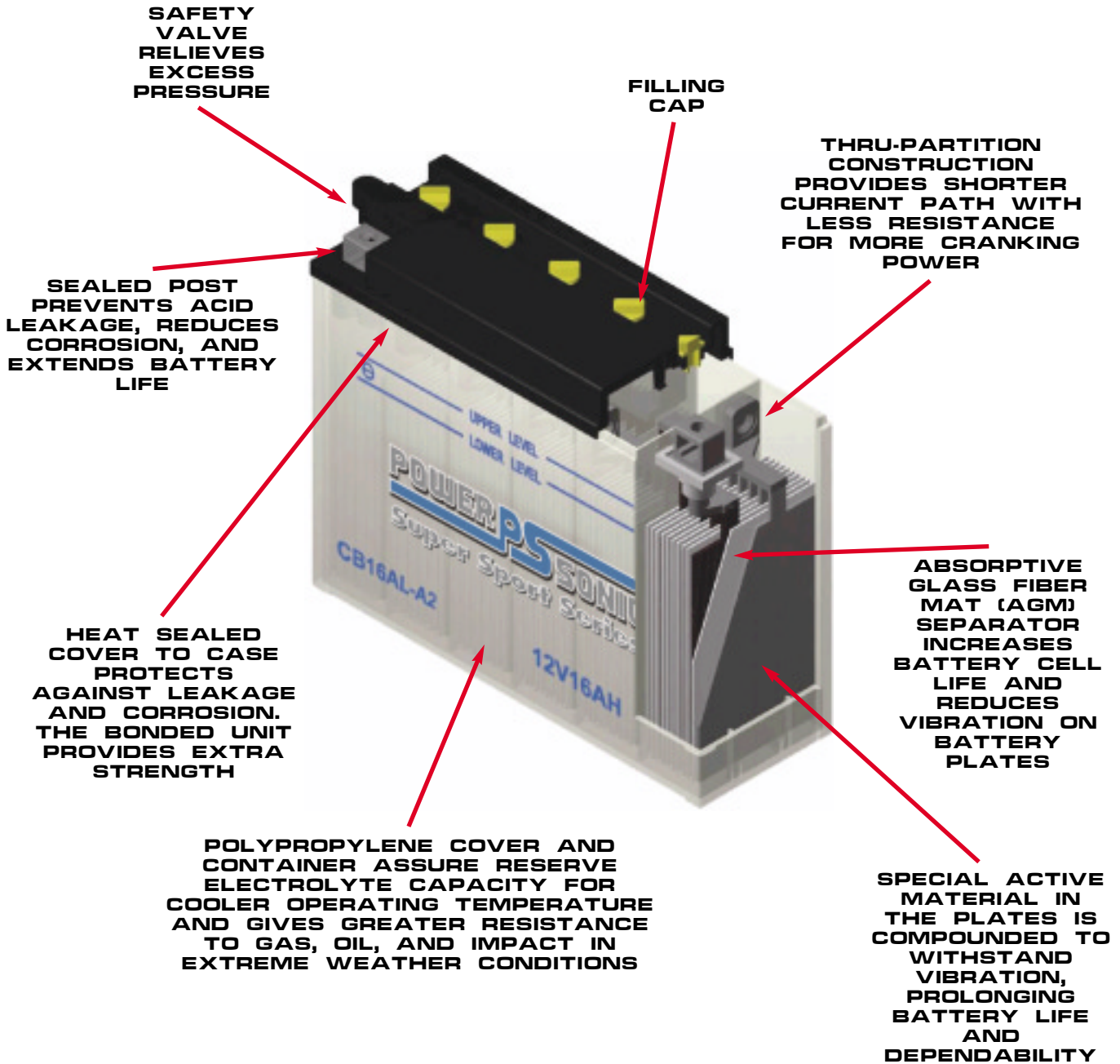




TABLE OF CONTENTS

COMPETITIVE CROSS REFERENCE CHART4-5

BATTERY CROSS REFERENCE CHART5

TERMINAL CONFIGURATIONS6

BATTERY SPECIFICATIONS7-9

MOTORCYCLE BATTERY APPLICATIONS9-14

ALL TERRAIN VEHICLE BATTERY APPLICATIONS14-17

SCOOTER BATTERY APPLICATIONS17

SNOWMOBILE BATTERY APPLICATIONS17-18

PERSONAL WATERCRAFT BATTERY APPLICATIONS18

UTILITY VEHICLE BATTERY APPLICATIONS19

EUROPEAN AND OTHER MOTORCYCLE BATTERY APPLICATIONS19-21

RIDING MOWER BATTERY APPLICATIONS21-22

POWERSPORT BATTERY BUYING GUIDE22

IMPORT AUTOMOTIVE BATTERY SPECIFICATIONS23

BATTERY HARDWARE & ACCESSORIES24-29

POWER-SONIC CORPORATE OFFICES, SAN DIEGO, CALIFORNIA



DISCLAIMER STATEMENT:

These instructions are based on sound engineering principles, research, extensive field experience, and technical judgements of industry members, and are subject to change in light of developments in technology, field experience, and incoming fit data. Power-Sonic Corporation disclaims any representation or warranty, expressed or implied, concerning this catalog's data or recommendations, and in no event shall be liable for any loss or damage claimed to have arisen as a result of the use of data or from following the recommendation set forth in this catalog.

Please Note: Photos in this catalogue and on the cover depict highly skilled professional riders on closed courses. Do not try to attempt these maneuvers.



COMPETITIVE CROSS REFERENCE CHART

FACTORY SEALED/ SEALED MAINTENANCE FREE

Power-Sonic	Champion	Deka	Energizer	GS (JSB)	GS (ZYI)	Motocross	Napa	Sears	Wal-Mart	Yacht	Yuasa
PTR4A-BS	-	-	-	GTR4A-5	-	M62R4A	-	44151	-	-	YTR4A-BS
PTX4B-BS	-	-	-	-	-	M62T4B	-	44150	-	-	YT4B-BS
PTX4L-BS	4LBS	-	02077610	GT4L-BS	GTX4L-BS	M62X4B	740-1865	44015	-	CT4L-BS/ CTX4L-BS	YTX4L-BS
PTX5L-BS	5LBS	-	-	GTX5L-BS	GTX5L-BS	M32X5B	740-1830	44022	-	CT5L-BS/ CTX5L-BS	YTX5L-BS
PTZ5S	-	-	-	GTZ5S	-	-	-	-	-	-	-
PT7B-4	-	-	-	GT7B-4	-	M62T7B	-	44153	-	CT7B-4	YT7B-BS
PTX7A-BS	-	-	-	GTX7A-BS	GTX7A-BS	M32X7A	-	44023	-	CTX7A-BS	YTX7A-BS
PTX7L-BS	-	-	-	GTX7L-BS	GTX7L-BS	M327BS	-	44024	-	CTX7L-BS	YTX7L-BS
PTZ7S	-	-	-	GTZ7S	-	M727ZS	-	44200	-	CTZ7S	YTZ7S
PT9B-4	-	-	-	GT9B-4	-	M729B4	-	44206	-	CT9B-4	YT9B-4
PTR9-BS	-	-	-	-	-	M62R9B	-	44156	-	-	YTR9-BS
PTX9-BS	9BS	ETX9	02420400	GTX9-BS	GTX9-BS	M329BS/ M429BS	740-1825	44025	ES9BS	CTX9-BS	YTX9-BS
PTZ10S	-	-	-	GTZ10S	-	M7210A	-	44210	-	CTZ10S	YTZ10S
PT12B-4	-	-	-	GT12B-4	GT12B-4	M6212B	-	44159	-	CT12B-4	YT12B-BS
PTX12A-BS	-	-	-	-	-	M32ABS	-	-	-	CT12A-BS	YT12A-BS
PTX12-BS	12BS	ETX12	02078210	GTX12-BS	GTX12-BS	M3RH2S/ M4RH2S	740-1866	44016	ES12BS	CTX12-BS	YTX12-BS
PTZ12S	-	-	-	GTZ12S	-	M7212A	-	44215	-	-	YTZ12S
PT14B-4	-	-	-	GT14-B4	-	M724B4	-	44220	-	CT14B-4	YT14B-4
PTX14-BS	14BS	ETX14	02420500	-	GTX14-BS	M3RH4S/ M4RH4S	740-1886	44017	ES14BS	CTX14-BS	YTX14-BS
PTX14L-BS	-	-	-	-	-	-	-	-	-	-	YTX14L-BS
PTX14AH-BS	-	ETX15	-	-	GT14-BS	M62H4A/ M72H4A	-	44004	-	-	YTX14AH-BS
PTX14AHL-BS	-	ETX15L	-	-	GT14L-BS	M62H4L/ M72H4L	-	44005	-	-	YTXAHL-BS
PTZ14S	-	-	-	GTZ14S	-	M72Z14	-	44217	-	-	YTZ14S
PTX15L-BS	-	-	-	-	-	M6215L	-	44162	-	CTX15L-BS	YTX15L-BS
PTX16-BS	-	-	-	-	-	M32X6S	-	44020	-	CTX16-BS	YTX16-BS
PTX16-BS-1	-	-	-	-	-	M32X61	-	44019	-	CTX16-BS-1	YTX16-BS-1
PTX18L-BS	-	ETX18L	-	-	GTX18L-BS	-	740-1889	44006	-	CTX18L-BS	-
PTX19-BS	-	ETX16	-	-	GT16-BS	-	740-1887	-	-	CTX19-BS	-
PTX19L-BS	-	ETX16L	-	-	GT16L-BS	-	740-1888	-	-	CTX19L-BS	-
PTX19CL-BS	-	ETX16L	-	-	GT16L-BS	-	-	-	-	-	-
PTX20-BS	-	-	-	-	GTX20-BS	M32RBS/ M42RBS	740-1824	44028	-	CTX20-BS	YTX20-BS
PTX20L-BS	20L-BS	ETX20L	-	-	GTX20L-BS	M320BS/ M4220BS	740-1890	44027	ES20LBS	CTX20L-BS	YTX20L-BS
PIX30L-BS	-	-	-	-	-	M7230L	-	-	-	CTX30L	YIX30L
PIX30CL-BS	-	-	-	-	-	-	-	-	-	-	-
PIX50-BS	-	-	-	-	-	-	-	-	-	CTX18-BS	-
PIX50L-BS	-	ETX18L	-	-	GTX18L-BS	M6250H/ M7250H	740-1889	44006	-	CTX18L-BS/ CTX24HL-BS	YTX24HL-BS

HIGH PERFORMANCE

Power-Sonic	Champion	Deka	Energizer	GS (JSB)	GS (ZYI)	Motocross	Napa	Sears	Wal-Mart	Yacht	Yuasa
CB2.5L-C	-	-	-	GM2.5A-3C-3	CB2.5L-C	M225LC/ M325LC	-	44035	-	CB2.5L-C	YB2.5L-C
CB2.5L-C-1	-	-	-	GM2.5A-3C-1	CB2.5L-C-1	M22LC1/ M32LC1	-	44036	-	CB2.5L-C-1	YB2.5L-C-1
CB3L-A	-	-	-	GM3-3A	CB3L-A	M223LA/ M323LA	-	44037	-	CB3L-A	YB3L-A
CB3L-B	-	-	-	GM3-3B	CB3L-B	M223LB	-	44038	-	CB3L-B	YB3L-B
CB4L-A	-	-	-	GM4A-3B	CB4L-A	M224LA	-	44039	-	CB4L-A	YB4L-A
CB4L-B	4LB	-	-	GM4-3B	CB4L-B	M224LB/ M324LB	740-1861	44014	-	CB4L-B	YB4L-B
CB5L-B	-	-	02420300	GM5Z-3B	CB5L-B	M225LB/ M325LB	740-1868	44353	-	CB5L-B	YB5L-B
CB7-A	-	-	-	GM7Z-4A	CB7-A	M227AY	-	44040	-	CB7-A	YB7-A
CB7C-A	-	-	-	GM7CZ-3D	-	M227CY	-	44041	-	CB7C-A	YB7C-A
CB7L-B	-	-	-	GM7-3B-1	CB7L-B	M2273Y	-	44042	-	CB7L-B	YB7L-B
CB9A-A	9AA	-	-	GM9AZ-4A	CB9A-A	M229AY/ M329AY	740-1872	44043	-	CB9A-A	YB9A-A
CB9L-A2	-	-	-	-	CB9L-A2	M2292Y	-	44044	-	CB9L-A2	YB9L-A2
CB9-B	-	-	02071980	GM9Z-4B	CB9-B	M229BY/ M329BY	740-1858	44356	-	CB9-B	YB9-B
CB9L-B	9LB	-	-	GM9Z-3B	CB9L-B	M229LY/ M329LY	740-1837	44045	-	CB9L-B	YB9L-B
CB10A-A2	-	-	-	-	CB10A-A2	M221AY/ M321AY	740-1842	44046	-	CB10A-A2	YB10A-A2
CB10L-A2	10LA2	-	02073210	GM10Z-3A	CB10L-A2	M2210Y/ M3210Y	740-1857	44355	ES10LA2	CB10L-A2	YB10L-A2
CB10L-B	-	-	-	GM10-3B	CB10L-B	M221LB/ M321LB	740-1831	44047	-	CB10L-B	YB10L-B
CB10L-B2	-	-	-	-	CB10L-B2	M221L2	-	44048	-	CB10L-B2	YB10L-B2
CB12A-A	12AA	-	02074490	GM12AZ-4A-1	CB12A-A	M2212Y/ M3212Y	740-1854	44358	ES12AA	CB12A-A	YB12A-A
CB12AL-A	12ALA	-	-	GM12AZ-3A-1	CB12AL-A	M2221Y/ M3221Y	740-1873	44052	-	CB12AL-A	YB12AL-A
CB12AL-A2	-	-	-	-	-	M22212	-	-	-	CB12AL-A2	YB12AL-A2
CB12A-B	-	-	-	-	-	M222AB	-	44053	-	CB12A-B	YB12A-B
CB12B-B2	-	-	-	GM12B-4B	CB12B-B2	M221B2	-	44054	-	CB12B-B2	YB12B-B2
CB12C-A	-	-	-	GM12CZ-4A-2	CB12C-A	M222CA	740-1823	44055	-	CB12C-A	YB12C-A
CB14A-2	-	-	02074520	GM14Z-4A	CB14A-2	M2214H/ M3214H	740-1864	44363	-	CB14A-2	YB14A-2
CB14A-A	14AA1	-	-	GM14AZ-4A	CB14A-A	M224A1/ M324A1	740-1826	44056	-	CB14A-A	YB14A-A1
CB14A-A2	14AA2	-	02074650	GM14AZ-4A-1	CB14A-A2	M2214A/ M3214A	740-1860	44361	ES14AA2	CB14A-A2	YB14A-A2
CB14L-A1	-	-	-	GM14Z-3A-1	CB14L-A1	M22141	-	44057	-	CB14L-A1	YB14L-A1
CB14L-A2	14LA2	-	02074780	GM14Z-3A	CB14L-A2	M2214Y/ M3214Y	740-1851	44364	ES14LA2	CB14L-A2	YB14L-A2
CB14L-B2	-	-	-	GM14Z-3B	CB14L-B2	M2214B	740-1828	44059	-	CB14L-B2	YB14L-B2
CB14-B2	-	-	-	-	CB14-B2	M224B2	-	44060	-	CB14-B2	YB14B-2
SCB14L-A2	-	-	-	-	SCB14L-A2	M2214S	-	44061	-	SCB14L-A2	YB14L-A2
SCB14L-B2	-	-	-	-	SCB14L-B2	M22B4S	-	44062	-	SCB14L-B2	YB14L-B2
CB16AL-A2	16ALA2	-	-	GM16A-3A	CB16AL-A2	M2216Z/ M3216Z	740-1877	44063	-	CB16AL-A2	YB16AL-A2
HCB16A-AB	16AA	-	-	GM16-T	HCB16A-A	M22H6B/ M32H6B	740-1867	44064	-	HCB16A-A/ HCB16A-AB	HYB16A-AB
CB16-B	16B	-	02074940	GM16Z-4BH	CB16-B	M2216Y/ M3216Y	740-1852	44366	ES16B	CB16-B	YB16-B
CB16L-B	16LB	-	-	GM16Z-3B	CB16L-B	M2216K/ M3216K	740-1827	44065	-	CB16L-B	YB16L-B
CB16-B-LM	-	-	02420700	-	-	M2216C/ M3216C	-	44029	-	CB16-B-LM	YB16-B-CX
CB16HL-A-LM	-	-	02420600	-	-	M2H16C/ M3H16C	-	44369	-	CB16HL-A-LM	YB16HL-A-CX
CB16B-A	-	-	-	GM16B-4A	-	M2216B	-	44066	-	CB16B-A	YB16B-A
CB16B-A1	-	-	-	-	-	M22161	-	44067	-	CB16B-A1	YB16B-A1
CB16CL-B	16CLB	-	02077580	GM16AZ-3B	CB16CL-B	M2S6CL/ M3S6CL	740-1862	44001	ES16CLB	CB16CL-B	YB16CL-B
CB18-A	-	-	-	GM18A-4A	CB18-A	M2281Y/ M3281Y	740-1874	44070	-	CB18-A	YB18-A
CB18L-A	18LA	-	-	GM18A-3A	CB18L-A	M2218L/ M3218L	740-1871	44071	-	CB18L-A	YB18L-A
C50-N18A-A	-	-	-	-	-	M228AY	-	44072	-	C50-N18A-A	Y50-N18A-A
C50-N18L-A3	18LA2	-	02420200	GM18Z-3A(S)	C50-N18L-A3	M2218Y/ M3218Y/ M228A3/ M328A3	740-1855	44359	ES50N18LA3	C50-N18L-A/ C50-N18L-A3	Y50-N18L-A/ Y50-N18L-A3



COMPETITIVE CROSS REFERENCE CHART

HIGH PERFORMANCE (CONT.)

Table with 12 columns: Power-Sonic, Champion, Deka, Energizer, GS (JSB), GS (ZYI), Motocross, Napa, Sears, Wal-Mart, Yacht, Yuasa. Lists various battery models and their cross-references.

Conventional

Table with 12 columns: Power-Sonic, Champion, Deka, Energizer, GS (JSB), GS (ZYI), Motocross, Napa, Sears, Wal-Mart, Yacht, Yuasa. Lists various battery models and their cross-references.

BATTERY CROSS REFERENCE CHART

Table with 6 columns: FACTORY ACTIVATED MAINTENANCE FREE, SEALED MAINTENANCE FREE UPGRADE, SEALED MAINTENANCE FREE, LOW MAINTENANCE, HIGH PERFORMANCE, CONVENTIONAL. Lists various battery models and their cross-references.

* The PTX20 series batteries may be used as an optional upgrade, but some modification to the hold down may be necessary. See battery label for retrofit cautions.
Top and front terminal mounts only.
* Top and side terminal mounts only.
† Eliminates need for sensor (needs to be disabled).



TERMINAL CONFIGURATIONS

Terminal shapes vary from one battery to another. By identifying the correct replacement battery from the listing in this book, you are assured of the proper terminal configuration. For custom applications, refer to the following chart to identify terminal shape and corresponding batteries.

TERMINAL TYPE	FRONT	SIDE	TOP	BATTERY TYPE
1				CB14L-A1, PTX16-BS-1
2				CB9L-A2, CB16AL-A2, 12N5.5-4A
3				CB7C-A, CB7L-B, C60-N24-A, C60-N24L-A, C60-N24AL-B, 12N24-3
4				PTX14AHBS-FS, PTX14AHLBS-FS, PTX15LBS-FS, PTX20BS-FS, PTX20LBS-FS, PIX50LBS-FS, PTX14AH-BS, PTX14AHL-BS, PTX15L-BS, PTX16-BS, PTX18L-BS, PTX20CH-BS, PTX20-BS, PTX20L-BS, PIX50-BS, PIX50L-BS, CB12C-A, CB16B-A, C50-N18L-A3, CB30L-B, CB30CL-B
5				PTX4LBS-FS, PTX5LBS-FS, PTZ5S, PTX7ABS-FS, PTX7LBS-FS, PTZ7S, PTX9BS-FS, PTX12BS-FS, PTX14BS-FS, PTX14LBS-FS, PTX19CLB-FS, PIX30LBS-FS, PIX30CLB-FS, PTX4L-BS, PTX5L-BS, PTX7A-BS, PTX7L-BS, PTX9-BS, PTX12-BS, PTX14-BS, PTX14L-BS, PTX19CL-BS, PIX30L-BS, PIX30CL-BS, CB4L-A, CB4L-B, CB16CL-B
6				PTX19BS-FS, PTX19LBS-FS, PTX19-BS, PTX19L-BS, CB16-B-LM, CB16HL-A-LM, CB3L-A, CB3L-B, CB5L-B, CB7-A, CB9-B, CB9A-A, CB9L-B, CB10L-B, CB12A-A, CB12AL-A, CB12A-B, CB14A-A, CB16-B, CB16L-B, 6N6-3B, 6N6-3B-1, 6CB8L-B, 6N11-2D, 6N11A-1B, 6N12A-2D, B38-6A, B39-6, B54-6, 12N5-3B, 12N5-4B, 12N5.5-3B, 12N5.5A-3B, 12N7-4A, 12N7-3B, 12N7D-3B, 12N7-4B, 12N9-3A-1, 12N9-3B, 12N9-4B-1, 12N10-3A, 12N10-3A-1, 12N12A-4A-1
7				C50-N18L-A-LM, CB16B-A1, HCB16A-AB, CB18-A, CB18L-A, C50-N18A-A, SC50-N18L-AT
8				CB10A-A2, CB10L-A2, CB10L-B2, CB12AL-A2, CB12B-B2, CB14A-2, CB14A-A2, CB14B-2, CB14L-A2, CB14L-B2, SCB14L-A2, SCB14L-B2, 12N11-3A-1, 12N14-3A
9				CHD4-12
10				51814, 51913, 53030, 51913-FS
11				PT6B-3, PT7B-4, PT9B-4, PTZ10S, PT12B-4, PTZ12S, PT14B-4, PTZ14S, PTR9-BS, PTX12A-BS
12				PTR4A-BS
13				PTX4B-BS
14				U1(9), U1R(9), P11U1LD-FS



BATTERY SPECIFICATIONS

FACTORY ACTIVATED MAINTENANCE FREE

Table with 15 columns: Type, Voltage (V), Capacity at 10HR (Ah), CCA @ 0° F (-18° C), Apprx. Weight w/ Acid (Lbs.), Acid Volume (Oz.), Regular Charge Current (Ah), Terminal Type (See Page 6), Dimensions in Inches (+/- 1/16 In.) (Length, Width, Height), Dimensions In Millimeters (+/- 2 mm.) (Length, Width, Height), Assembly Figure (per cover polarity).

*Maintenance Free Gel Technology

SEALED MAINTENANCE FREE

Table with 15 columns: Type, Voltage (V), Capacity at 10HR (Ah), CCA @ 0° F (-18° C), Apprx. Weight w/o Acid (Lbs.), Acid Volume (Oz.), Regular Charge Current (Ah), Terminal Type (See Page 6), Dimensions in Inches (+/- 1/16 In.) (Length, Width, Height), Dimensions In Millimeters (+/- 2 mm.) (Length, Width, Height), Assembly Figure (per cover polarity).

LOW MAINTENANCE

Table with 15 columns: Type, Voltage (V), Capacity at 10HR (Ah), CCA @ 0° F (-18° C), Apprx. Weight w/o Acid (Lbs.), Acid Volume (Oz.), Regular Charge Current (Ah), Terminal Type (See Page 6), Dimensions in Inches (+/- 1/16 In.) (Length, Width, Height), Dimensions In Millimeters (+/- 2 mm.) (Length, Width, Height), Assembly Figure (per cover polarity).



BATTERY SPECIFICATIONS

HIGH PERFORMANCE

Type	Voltage (V)	Capacity at 10HR (Ah)	CCA @ 0° F (-18° C)	Apprx. Weight w/o Acid (Lbs.)	Acid Volume (Oz.)	Regular Charge Current (Ah)	Terminal Type (See Page 6)	Dimensions in Inches (+/- 1/16 In.)			Dimensions In Millimeters (+/- 2 mm.)			Assembly Figure (per cover polarity)
								Length	Width	Height	Length	Width	Height	
CB2.5L-C	12	2.5	25	1.7	8.1	0.3	-	3 3/16	2 3/4	4 1/8	80	70	105	
CB2.5L-C-1	12	2.5	25	1.7	8.1	0.3	-	3 3/16	2 3/4	4 1/8	80	70	105	
CB3L-A	12	3	32	2.5	8.1	0.3	6	3 7/8	2 1/4	4 3/8	98	56	110	
CB3L-B	12	3	32	2.5	8.1	0.3	6	3 7/8	2 1/4	4 3/8	98	56	110	
CB4L-A	12	4	50	2.8	10.1	0.4	5	4 3/4	2 3/4	3 5/8	120	70	92	
CB4L-B	12	4	50	2.8	10.1	0.4	5	4 3/4	2 3/4	3 5/8	120	70	92	
CB5L-B	12	5	55	3.5	12.2	0.5	6	4 3/4	2 3/8	5 1/8	120	60	130	
CB7-A	12	8	90	5.1	20.3	0.8	6	5 5/16	3	5 1/4	135	75	133	
CB7C-A	12	7	80	5.1	20.3	0.8	3	5 1/8	3 9/16	4 1/2	130	90	114	
CB7L-B	12	8	90	5.1	20.3	0.8	3	5 5/16	3	5 1/4	135	75	133	
CB9-B	12	9	130	5.3	20.3	0.9	6	5 5/16	3	5 1/2	135	75	139	
CB9A-A	12	9	130	5.3	20.3	0.9	6	5 5/16	3	6 1/8	135	75	155	
CB9L-A2	12	9	130	5.3	20.3	0.9	2	5 5/16	3	5 1/2	135	75	139	
CB9L-B	12	9	130	5.3	20.3	0.9	6	5 5/16	3	5 1/2	135	75	139	
CB10A-A2	12	11	160	7.0	27.0	1.1	8	5 5/16	3 9/16	6 1/8	135	90	155	
CB10L-A2	12	11	160	7.0	27.0	1.1	8	5 5/16	3 9/16	5 3/4	135	90	145	
CB10L-B	12	11	160	7.0	27.0	1.1	6	5 5/16	3 9/16	5 3/4	135	90	145	
CB10L-B2	12	11	160	7.0	27.0	1.1	8	5 5/16	3 9/16	5 3/4	135	90	145	
CB12A-A1	12	12	165	6.8	27.0	1.2	6	5 5/16	3 3/16	6 5/16	134	80	160	
CB12AL-A	12	12	165	6.8	25.4	1.2	6	5 5/16	3 3/16	5 5/16	134	80	160	
CB12AL-A2	12	12	165	6.8	25.4	1.2	8	5 5/16	3 3/16	6 5/16	134	80	160	
CB12A-B	12	12	165	6.8	25.4	1.2	6	5 5/16	3 3/16	6 5/16	134	80	160	
CB12B-B2	12	13	165	7.1	27.0	1.2	8	6 5/16	3 9/16	5 1/8	160	90	130	
CB12C-A	12	13	165	7.1	27.0	1.2	4	5 5/16	3 3/16	6 7/8	134	80	175	
CB14-A2	12	14	190	7.6	30.4	1.4	8	5 5/16	3 1/2	6 9/16	134	89	166	
CB14A-A	12	14	190	7.9	30.4	1.4	6	5 5/16	3 1/2	6 15/16	134	89	176	
CB14A-A2	12	14	190	7.9	30.4	1.4	8	5 5/16	3 1/2	6 15/16	134	89	176	
CB14-B2	12	14	190	7.6	30.4	1.4	8	5 5/16	3 1/2	6 9/16	134	89	166	
CB14L-A1	12	14	190	7.6	30.4	1.4	1	5 5/16	3 1/2	6 9/16	134	89	166	
CB14L-A2	12	14	190	7.6	30.4	1.4	8	5 5/16	3 1/2	6 9/16	134	89	166	
CB14L-B2	12	14	190	7.6	30.4	1.4	8	5 5/16	3 1/2	6 9/16	134	89	166	
SCB14L-A2*	12	14	190	7.6	30.4	1.4	8	5 5/16	3 1/2	6 9/16	134	89	166	
SCB14L-B2*	12	14	190	7.6	30.4	1.4	8	5 5/16	3 1/2	6 9/16	134	89	166	
CB16-B	12	19	240	10.5	40.6	1.9	6	6 7/8	4	6 1/8	175	100	155	
CB16B-A	12	16	175	8.4	33.8	1.6	4	6 5/16	3 9/16	6 3/8	160	90	161	
CB16B-A1	12	16	175	8.4	33.8	1.6	7	6 5/16	3 9/16	6 3/8	160	90	161	
CB16AL-A2	12	16	175	8.6	37.2	1.6	2	8 1/8	2 13/16	6 7/16	207	71.5	164	
CB16CL-B	12	19	240	10.1	40.6	1.9	5	6 7/8	4	6 7/8	175	100	175	
CB16L-B1	12	19	240	10.5	40.6	1.9	6	6 7/8	4	6 1/8	175	100	155	
HCB16A-AB	12	16	150	8.5	30.4	1.6	7	6	3 5/8	7 1/16	151	91	180	
CB18-A	12	18	235	9.4	40.6	1.8	7	7 1/8	3 9/16	6 3/8	180	90	162	
CB18L-A	12	18	235	9.4	40.6	1.8	7	7 1/8	3 9/16	6 3/8	180	90	162	
C50-N18A-A	12	20	260	11.2	50.7	2.0	7	8 1/8	3 9/16	6 15/16	205	90	176	
C50-N18L-A3	12	20	260	11.2	47.3	2.0	4	8 1/8	3 9/16	6 3/8	205	90	162	
SC50-N18L-AT*	12	20	260	11.2	47.3	2.0	7	8 1/8	3 9/16	6 3/8	205	90	162	
C60-N24-A	12	28	280	14.4	57.5	2.8	3	7 1/4	4 7/8	6 7/8	184	124	175	
C60-N24L-A	12	28	280	14.4	57.5	2.8	3	7 1/4	4 7/8	6 7/8	184	124	175	
C60-N24L-B	12	28	280	14.4	57.5	2.8	3	7 1/4	4 7/8	6 7/8	184	124	175	
CB30L-B	12	30	300	14.1	57.5	3.0	4	6 5/8	5 3/16	6 15/16	168	132	176	
CB30CL-B	12	30	300	14.5	57.5	3.0	4	6 5/8	5 3/16	7 9/16	168	132	192	
51814	12	19*	190	9.4	33.8	1.3	10	7 7/16	3 1/4	6 7/8	186	82	171	
51913	12	19*	190	9.4	33.8	1.9	10	7 7/16	3 1/4	6 7/8	186	82	171	
53030	12	30*	300	16.1	54.1	3.0	10	7 7/16	5 1/8	6 7/8	186	130	171	

CONVENTIONAL 6 VOLT

Type	Voltage (V)	Capacity at 10HR (Ah)	CCA @ 0° F (-18° C)	Apprx. Weight w/o Acid (Lbs.)	Acid Volume (Oz.)	Regular Charge Current (Ah)	Terminal Type (See Page 6)	Dimensions in Inches (+/- 1/16 In.)			Dimensions In Millimeters (+/- 2 mm.)			Assembly Figure (per cover polarity)
								Length	Width	Height	Length	Width	Height	
6N2-2A	6	2	16	1.0	3.4	0.2	-	2 3/4	1 7/8	3 3/4	70	47	96	
6N2-2A-1	6	2	16	1.0	3.4	0.2	-	2 3/4	1 7/8	3 3/4	70	47	96	
6N2-2A-3	6	2	16	1.0	3.4	0.2	-	2 3/4	1 7/8	3 3/4	70	47	96	
6N2-2A-4	6	2	16	1.0	3.4	0.2	-	2 3/4	1 7/8	3 3/4	70	47	96	
6N2-2A-8	6	2	16	1.0	3.4	0.2	-	2 3/4	1 7/8	3 3/4	70	47	96	
6N2A-2C	6	2	16	1.0	3.4	0.2	-	2 3/4	1 7/8	4 3/16	70	47	106	
6N2A-2C-3	6	2	16	1.0	3.4	0.2	-	2 3/4	1 7/8	4 3/16	70	47	106	
6N4-2A	6	4	24	1.3	6.8	0.4	-	2 13/16	2 13/16	3 3/4	71	71	96	
6N4-2A-2	6	4	24	1.3	6.8	0.4	-	2 13/16	2 13/16	3 3/4	71	71	96	
6N4-2A-3	6	4	24	1.3	6.8	0.4	-	2 13/16	2 13/16	3 3/4	71	71	96	
6N4-2A-4	6	4	24	1.3	6.8	0.4	-	2 13/16	2 13/16	3 3/4	71	71	96	
6N4-2A-5	6	4	24	1.3	6.8	0.4	-	2 13/16	2 13/16	3 3/4	71	71	96	
6N4-2A-8 (6)	6	4	24	1.3	6.8	0.4	-	2 13/16	2 13/16	3 3/4	71	71	96	
6N4A-4D	6	4	32	1.7	6.8	0.4	-	2 3/8	2 1/4	5 1/8	61	57	131	
6N4B-2A	6	4	32	1.7	6.8	0.4	-	4	1 7/8	3 3/4	102	48	96	
6N4B-2A-3	6	4	32	1.7	6.8	0.4	-	4	1 7/8	3 3/4	102	48	96	
6N4B-2A-5	6	4	32	1.7	6.8	0.4	-	4	1 7/8	3 3/4	102	48	96	
6N4C-1B	6	4	32	1.7	6.8	0.4	-	2 13/16	2 13/16	4 1/8	71	71	105	
6N5.5-1D	6	5.5	44	1.8	10.1	0.6	-	3 9/16	2 3/4	3 15/16	90	70	100	
6N5.5-1D-1	6	5.5	44	1.8	10.1	0.6	-	3 9/16	2 3/4	3 15/16	90	70	100	
6N6-1B	6	6	48	2.0	10.1	0.6	-	3 7/8	2 1/4	4 3/8	99	57	111	
6N6-1D-2	6	6	48	2.0	10.1	0.6	-	3 7/8	2 1/4	4 3/8	99	57	111	

* This battery includes a sensor

† Sensor available for this battery



BATTERY SPECIFICATIONS

CONVENTIONAL 6 VOLT (Continued)

Table with columns: Type, Voltage (V), Capacity at 10HR (Ah), CCA @ 0° F (-18° C), Apprx. Weight w/o Acid (Lbs.), Acid Volume (Oz.), Regular Charge Current (Ah), Terminal Type (See Page 6), Dimensions in Inches (+/- 1/16 In.) (Length, Width, Height), Dimensions In Millimeters (+/- 2 mm.) (Length, Width, Height), Assembly Figure (per cover polarity).

CONVENTIONAL 12 VOLT

Table with columns: Type, Voltage (V), Capacity at 10HR (Ah), CCA @ 0° F (-18° C), Apprx. Weight w/o Acid (Lbs.), Acid Volume (Oz.), Regular Charge Current (Ah), Terminal Type (See Page 6), Dimensions in Inches (+/- 1/16 In.) (Length, Width, Height), Dimensions In Millimeters (+/- 2 mm.) (Length, Width, Height), Assembly Figure (per cover polarity).

LAWN & GARDEN

Table with columns: Type, Voltage (V), Capacity at 10HR (Ah), CCA @ 0° F (-18° C), Apprx. Weight w/o Acid (Lbs.), Acid Volume (Oz.), Regular Charge Current (Ah), Terminal Type (See Page 6), Dimensions in Inches (+/- 1/16 In.) (Length, Width, Height), Dimensions In Millimeters (+/- 2 mm.) (Length, Width, Height), Assembly Figure (per cover polarity).

* @ 20 hr. rate

MOTORCYCLE BATTERY APPLICATIONS

BUELL

Table with columns: cc, Model, Year, Factory Sealed Maintenance Free, Sealed Maintenance Free, High Performance, Conventional.

CANNONDALE

Table with columns: cc, Model, Year, Factory Sealed Maintenance Free, Sealed Maintenance Free, High Performance, Conventional.

EXCELSIOR-HENDERSON

Table with columns: cc, Model, Year, Factory Sealed Maintenance Free, Sealed Maintenance Free, High Performance, Conventional.

HARLEY-DAVIDSON

Table with columns: cc, Model, Year, Factory Sealed Maintenance Free, Sealed Maintenance Free, High Performance, Conventional.

* Must use adaptor kit available from Buell.

† Must use factory activated battery.



MOTORCYCLE BATTERY APPLICATIONS

HARLEY-DAVIDSON (Continued)

cc	Model	Year	Factory Sealed, Maintenance Free	Sealed Maintenance Free	High Performance	Conventional
	XL, XLH (Sportster)	97-03	PTX20LBS-FS	PTX20L-BS	-	-
	XLH (Sportster)	86-96	PTX19BS-FS	PTX19-BS	-	CB16-B
500	MT500 (Military)	All	PTX14AHLBS-FS	PTX14AHL-BS	CB14L-A2	-
350	SS350	All	-	-	-	6N11A-1B
250	SS250, SX250	75-78	-	-	CB7L-B	-
175	SS175, SX175	74-78	-	-	CB7L-B	12N7-3B
125	SS125, SX125	74-78	-	-	CB7L-B	12N7-3B
	SXT125	75-78	-	-	CB7L-B	12N7-3B
	TX125	73-78	-	-	CB7L-B	12N7-3B
90	Z90	73-76	-	-	CB7L-B	12N7-3B

HONDA

cc	Model	Year	Factory Sealed, Maintenance Free	Sealed Maintenance Free	High Performance	Conventional
1800	GL1800 Gold Wing	01-07	PTX20LBS-FS	PTX20L-BS	-	-
	NRX1800 Valkyrie Rune	04-05	PTX20LBS-FS	PTX20L-BS	-	-
	VTX1800C, VTX1800R Retro	02-07	PTX20LBS-FS	PTX20L-BS	-	-
1500	GL1500 Gold Wing	88-00	PIX50LBS-FS	PTX18L-BS	C50-N18L-A3	-
	GL1500 Valkyrie	97-03	PTX14BS-FS	PTX14-BS	-	-
1300	ST1300, A, P	03-06	PTZ14S	-	-	-
	VTX1300C, R, S, Retro	03-07	PTX14BS-FS	PTX14-BS	-	-
1200	GL1200 Gold Wing	84-87	PIX50LBS-FS	PTX18L-BS	C50-N18L-A-LM	C50-N18L-A3
1100	CB1100F					
	Super Sport	83	PTX14AHLBS-FS	PTX14AHL-BS	CB14L-A2	-
	CBR1100XX	01-04	PTZ12S	-	-	-
	CBR1100XX	97-00	PTX12BS-FS	PTX12-BS	-	-
	GL1100 Gold Wing	80-83	PIX50LBS-FS	PTX18L-BS	C50-N18L-A-LM	C50-N18L-A3
	ST1100, ABS-TCS, 1100A	91-02	PTX14BS-FS	PTX14-BS	-	-
	VF1100C V65					
	Magna	83-86	PTX20BS-FS#	PTX20-BS#	CB18-A	-
	VF1100S V65 Sabre	84-85	PTX20LBS-FS#	PTX20L-BS#	CB18L-A	-
	VT1100 Shadow, C2 Sabre	00-07	PTX14BS-FS	PTX14-BS	-	-
	VT1100C, C3, T Shadow (Spirit, Aero, A.C.E. Tourer)	01-07	PTX14BS-FS	PTX14-BS	-	-
	VT1100C, C3, T Shadow (Spirit, Aero, A.C.E. Tourer)	98-00	-	-	HC16A-AB	-
	VT1100C					
	Shadow Spirit	85-97	-	-	HC16A-AB	-
	VT1100C2 Shadow					
	A.C.E.	95-99	-	-	HC16A-AB	-
1000	CB1000	94-95	PTX12BS-FS	PTX12-BS	-	-
	CB1000C Custom	83	PTX14AHLBS-FS	PTX14AHL-BS	CB14L-A2	-
	CB1000F Hurricane	87-96	PTX14AHLBS-FS	PTX14AHL-BS	CB14L-B2	-
	CBR1000RR	04-07	PTZ10S	-	-	-
	CBX1000					
	Super Sport	79-82	PTX20LBS-FS#	PTX20L-BS#	CB18L-A	-
	CBX1000					
	Super Sport (Opt)	82	PIX50LBS-FS	PTX18L-BS	C50-N18L-A-LM	C50-N18L-A3
	GL1000 Gold Wing	75-79	PIX50LBS-FS	PTX18L-BS	C50-N18L-A-LM	C50-N18L-A3
	RVT1000R RC51	00-05	PTZ12S	-	-	-
	VTR1000F					
	Super Hawk	01-05	PTZ12S	-	-	-
	VTR1000					
	Super Hawk	97-00	PTX12BS-FS	PTX12-BS	-	-
	VF1000R, F	84-86	-	-	CB16B-A	-
954	CBR954RR	02-06	PTZ10S	-	-	-
929	CBR929RR, RE	00-01	PTZ10S	-	-	-
919	CB900F (919)	02-06	PTZ10S	-	-	-
900	CB900C, F	80-82	PTX14AHLBS-FS	PTX14AHL-BS	CB14L-A2	-
	CBR900, RR	93-99	PTX9BS-FS	PTX9-BS	-	-
800	PC800 Pacific Coast	89-98	PTX12BS-FS	PTX12-BS	-	-
	VFR800,					
	A Interceptor, ABS	02-05	PTZ12S	-	-	-
	VF800FI Interceptor	98-01	PTX12BS-FS	PTX12-BS	-	-
750	VT800C Shadow	88	PTX14AHLBS-FS	PTX14AHL-BS	CB14-B2	-
	CB750 Nighthawk	91-03	PTX14AHLBS-FS	PTX14AHL-BS	CB14A-2	-
	CB750A Hondomatic	76-78	PIX50LBS-FS	PTX18L-BS	C50-N18L-A-LM	C50-N18L-A3
	CB750C Custom	80-82	PTX14AHLBS-FS	PTX14AHL-BS	CB14L-A2	-
	CB750F Super Sport	75-82	PTX14AHLBS-FS	PTX14AHL-BS	CB14L-A2	-
	CB750K Four	69-82	PTX14AHLBS-FS	PTX14AHL-BS	CB14L-A2	12N14-3A
	CB750C Limited Ed.	79	PTX14AHLBS-FS	PTX14AHL-BS	CB14L-A2	-
	CB750C Nighthawk	82-83	PTX14AHLBS-FS	PTX14AHL-BS	CB14L-A2	-
	RVF750R (RC45)	94	PTX9BS-FS	PTX9-BS	-	-
	VF750C V45 Magna	88	-	-	CB12A-A	-
	VF750C V45 Magna	82-83	PTX14AHLBS-FS	PTX14AHL-BS	CB14A-2	-
	VF750C, C2, D Magna					
	VF750F V45	94-03	PTX12BS-FS	PTX12-BS	-	-
	Interceptor	83-84	PTX14AHLBS-FS	PTX14AHL-BS	CB14A-2	-
	VF750S V45 Sabre	82-83	PTX14AHLBS-FS*	PTX14AHL-BS*	SCB14L-A2*	CB12A-B
	VF750F Interceptor	86	-	-	CB12A-B	-

HONDA (Continued)

cc	Model	Year	Factory Sealed, Maintenance Free	Sealed Maintenance Free	High Performance	Conventional
	VFR750F	90-97	PTX12BS-FS	PTX12-BS	-	-
	VFR750R (RC30)	90	PTX9BS-FS	PTX9-BS	-	-
	VT750C, CA	04-07	PTZ12S	-	-	-
	VT750C Shadow	98-00	PTX14BS-FS	PTX14-BS	-	-
	VT750CD, CD2					
	Shadow Deluxe	98-02	PTX14BS-FS	PTX14-BS	-	-
	VT750CDA, B, C, D Shadow					
	A.C.E. Deluxe	02-03	PTX14BS-FS	PTX14-BS	-	-
	VT750C Shadow	83	-	-	HC16A-AB	-
	VT750DC Shadow Spirit	01-07	PTZ14S	-	-	-
700	CB700SC					
	Nighthawk S	84-86	-	-	CB14L-A1	-
	VF700C Magna	87	-	-	CB12A-A	-
	VF700C Magna	84-86	PTX14AHLBS-FS	PTX14AHL-BS	CB14A-2	-
	VF700F Interceptor	84-85	PTX14AHLBS-FS	PTX14AHL-BS	CB14A-2	-
	VF700S Sabre	84-85	PTX14AHLBS-FS	PTX14AHL-BS	CB14L-A2	-
	VF700F Interceptor	86-87	-	-	CB12A-B	-
	VT700C Shadow	86-87	PTX14AHLBS-FS	PTX14AHL-BS	CB14-B2	-
	VT700C Shadow	84-85	-	-	HC16A-AB	-
650	CB650, Custom	79-82	-	-	CB12A-A	-
	CB650SC					
	Nighthawk	83-85	-	-	CB12AL-A	-
	CB650SC					
	Nighthawk	82	-	-	CB12A-A	-
	CX650C Custom	83	PTX14AHLBS-FS	PTX14AHL-BS	CB14A-2	-
	CX650T Turbo	83	PTX14AHLBS-FS	PTX14AHL-BS	CB14L-A2	-
	GL650I Silver					
	Wing Interstate	83	PTX14AHLBS-FS	PTX14AHL-BS	CB14L-A2	-
	NT650 Hawk GT	88-91	PTX9BS-FS	PTX9-BS	-	-
	NT650V					
	NX650	88-89	PTX9BS-FS	PTX9-BS	-	-
	SLR650					
	Vigor 650					
	XR650L	93-07	PTX9BS-FS	PTX9-BS	-	-
600	CB600F	04-06	PTX7LBS-FS	PTX7L-BS	-	-
	CBR600	87-00	PTX9BS-FS	PTX9-BS	-	-
	CBR600F4i, 600RR	01-06	PTZ10S	-	-	-
	VT600C, CD					
	Shadow Deluxe	04-07	PTZ10S	-	-	-
	VT600C, CD Shadow					
	Deluxe, VLX	88-03	PTX9BS-FS	PTX9-BS	-	-
	XL600R	83-87	-	-	CB3L-A	-
	XL600V Transalp	89-90	-	-	CB12A-B	-
550	CB550 Four, K, SS	74-78	-	-	CB12A-A	12N12A-4A-1
	CB550SC					
	Nighthawk	83	-	-	CB12AL-A	-
500	CB500 Four, Twin	71-76	-	-	CB12A-A	12N12A-4A-1
	CB500, C, D, T	78-82	PTX14AHLBS-FS	PTX14AHL-BS	CB14L-A2	-
	FT500 Ascot	82-83	PTX14AHLBS-FS	PTX14AHL-BS	CB14L-A2	-
	GB500	89-90	-	-	CB12A-B	-
	GL500, I Silver Wing	81-82	PTX14AHLBS-FS	PTX14AHL-BS	CB14L-A2	-
	VF500C V30 Magna	84-85	-	-	CB12A-A	-
	VF500F Interceptor	84-86	-	-	CB12A-A	-
	VF500C Shadow	83-86	-	-	CB12A-A	-
	VF500T Ascot	83-84	-	-	CB12A-A	-
	XL500R	82	-	-	CB3L-A	-
	XL500S	79-81	-	-	6N4-2A-4	-
450	CB450, SS	67-74	-	-	CB12A-A	12N12A-4A-1
	CB450SC					
	Nighthawk, T	82-86	-	-	CB12A-A	-
	CL450 Scrambler	67-74	-	-	CB12A-A	12N12A-4A-1
	CMX450C					
	CRF450X	05-07	PTZ7S	-	-	-
	Hondomatic, E	82-83	-	-	CB12A-A	-
	CMX450C Rebel	86-87	-	-	CB12A-A	-
400	CB400F CB-1	89-90	PTX9BS-FS	PTX9-BS	-	-
	CB400F Super Sport	75-77	-	-	CB12A-A	12N12A-4A-1
	CB400T Hawk, HawkII	78-81	-	-	CB12A-A	-
	CB400TI Hawk I	78-79	-	-	CB9-B	12N9-4B-1
	CM400 (All)	79-81	-	-	CB12A-A	-
360	CB360, G, T	74-76	-	-	CB12A-A	12N12A-4A-1
	CJ360T	76-77	-	-	CB9-B	12N9-4B-1
	CL360 Scrambler	74-75	-	-	CB12A-A	12N12A-4A-1
350	CB350 Super					
	Sport4	68-74	-	-	CB12A-A	12N12A-4A-1
	CL350 Scrambler	68-73	-	-	CB12A-A	12N12A-4A-1
	SL350 Motosport	70-73	-	-	12N5-4B	-
	SL350 Motosport	69-70	-	-	CB12A-A	12N12A-4A-1
	XL350	74-78	-	-	6N6-3B	-
	XL350R	84-85	-	-	CB3L-A	-
305	CA77 Dream					
	Touring (late)	63-69	-	-	12N9-3A-1	-
	CB77 Super hawk	61-68	-	-	12N9-3A-1	-
	CL77 Scrambler	65-68	-	-	12N5-4B	-
250	CA72 Dream					
	Touring (late)	63-66	-	-	12N9-3A-1	-

The PTX20 series batteries may be used as an optional upgrade, but some modification to the hold down may be necessary. See battery label for retrofit cautions.

+ Eliminates need for sensor (needs to be disabled).
• This battery includes a sensor.



MOTORCYCLE BATTERY APPLICATIONS

HONDA (Continued)

Table with columns: cc, Model, Year, Factory Sealed Maintenance Free, Sealed Maintenance Free, High Performance, Conventional. Lists Honda models like CB250 Nighthawk, CRF250X, MT250 Elsinore, etc.

HONDA (Continued)

Table with columns: cc, Model, Year, Factory Sealed Maintenance Free, Sealed Maintenance Free, High Performance, Conventional. Lists Honda models like SL70 Motosport, S65 Sport, C. CA 105T Trail, etc.

INDIAN

Table with columns: cc, Model, Year, Factory Sealed Maintenance Free, Sealed Maintenance Free, High Performance, Conventional. Lists Indian models like Chief, Scout, Spirit.

KAWASAKI

Table with columns: cc, Model, Year, Factory Sealed Maintenance Free, Sealed Maintenance Free, High Performance, Conventional. Lists Kawasaki models like VN2000-A Vulcan, VN1600, VN1500, etc.

^ See Battery Cross Reference Chart on Page 5 for optional upgrade.

The PTX20 series batteries may be used as an optional upgrade, but some modification to the hold down may be necessary. See battery label for retrofit cautions.

+ Eliminates need for sensor (needs to be disabled).

* This battery includes a sensor.

** When ordering this battery, specify sensor.



MOTORCYCLE BATTERY APPLICATIONS

KAWASAKI (Continued)

cc	Model	Year	Factory Sealed, Maintenance Free	Sealed Maintenance Free	High Performance	Conventional
	ZX1000-A Ninja	86-90	PTX14AHLBS-FS	PTX14AHL-BS	CB14L-A2	-
	ZX1000-C Ninja (ZX10-R)	04-05	PT12B-4	-	-	-
900	KZ900, LTD	76-77	-	-	CB10L-A2	-
	Vulcan 900 Classic	06	PTX12BS-FS	PTX12-BS	-	-
	Z1 Series	73-75	PTX14AHLBS-FS	PTX14AHL-BS	CB14L-A2	12N14-3A
	ZL900-A Eliminator	85-86	PTX14AHLBS-FS	PTX14AHL-BS	CB14L-A2	-
	ZX900-A Ninja	84-86	PTX14AHLBS-FS	PTX14AHL-BS	CB14L-A2	-
	ZX900-B Ninja (ZX-9R)	94-97	PTX12BS-FS	PTX12-BS	-	-
	ZX900-C, E, F Ninja (ZX-9R)	98-03	PTX9BS-FS	PTX9-BS	-	-
800	VN800-A, B, E Vulcan, Classic, Drifter	04-05	PTX12BS-FS	PTX12-BS	-	-
	VN800-A, B, C Vulcan, Classic, Drifter	95-03	PTX14BS-FS	PTX14-BS	-	-
750	H2 Series	72-75	-	-	-	12N5.5-4A
	KZ750, LTD, CSR	76-79	PTX14AHLBS-FS+	PTX14AHL-BS+	SCB14L-A2*	-
	KZ750-E, H, L LTD	80-83	-	-	CB12A-A	-
	KZ750-F LTD, Spectre	83	PTX14AHLBS-FS	PTX14AHL-BS	CB14L-A2	-
	KZ750-L Ninja	93	PTX9BS-FS	PTX9-BS	-	-
	KZ750-R GP	82	-	-	CB12A-A**	-
	VN750-A Vulcan	86-05	PTX14AHLBS-FS	PTX14AHL-BS	CB14L-A2	-
	ZN750-A LTD	84-85	PTX14AHLBS-FS	PTX14AHL-BS	CB14L-A2	-
	ZR-7, S	00-05	PTX12BS-FS	PTX12-BS	-	-
	ZR750	05	PTX9BS-FS	PTX9-BS	-	-
	ZR750-C Zephyr	91-94	PTX12BS-FS	PTX12-BS	-	-
	ZX750-E Turbo, GPz	83-85	PTX14AHLBS-FS+	PTX14AHL-BS+	SCB14L-A2*	-
	ZX750-F Ninja	87-90	PTX14AHLBS-FS	PTX14AHL-BS	CB14L-A2	-
	ZX750-H Ninja ZX-7	90	-	-	CB12AL-A**	-
	ZX750-H Ninja ZX-7	89	PTX14AHLBS-FS	PTX14AHL-BS	CB14L-A2	-
	ZX750-J Ninja ZX-7	91-95	PTX12BS-FS	PTX12-BS	-	-
	ZX750 Ninja ZX, 7RR	91-97	PTX9BS-FS	PTX9-BS	-	-
	ZX750-P Ninja ZX-7R	96-03	PTX12BS-FS	PTX12-BS	-	-
700	KZ700-A	84	-	-	CB12A-A	-
	VN700-A Vulcan	85	PTX14AHLBS-FS	PTX14AHL-BS	CB14L-A2	-
	ZN700-A LTD	84-85	PTX14AHLBS-FS	PTX14AHL-BS	CB14L-A2	-
650	KL650-A, KLR, KL650-B, Tengai	87-07	PTX14AHLBS-FS	PTX14AHL-BS	CB14L-A2	-
	KLX650C, R	93-96	PTX9BS-FS	PTX9-BS	-	-
	KZ650SR, LTD, Custom	77-80	-	-	CB10L-A2	-
	KZ650-H CSR	81-83	-	-	CB12A-A	-
	Ninja 650R	06	PTX12BS-FS	PTX12-BS	-	-
	W Series	66-70	-	-	CB7L-B	12N7-3B
	W650	00-02	PTX14BS-FS	PTX14-BS	-	-
636	ZX636-B Ninja ZX-6R	03-05	PTX9BS-FS	PTX9-BS	-	-
600	KL600-A KLR	84	-	-	CB4L-A	-
	KL600-B KLR	85-86	PTX14AHLBS-FS	PTX14AHL-BS	CB14L-A2	-
	ZL600(All)	86-97	-	-	CB12A-A	-
	ZX600-A, B, C, D Ninja	85-96	-	-	CB12A-A	-
	ZX600-E, F Ninja ZX-6,6R	93-02	PTX12BS-FS	PTX12-BS	-	-
	ZX600-G, J Ninja ZX-6R/ZZR	98-02	PTX9BS-FS	PTX9-BS	-	-
	ZX-6R/ZZR	05	PTX9BS-FS	PTX9-BS	-	-
	ZX600-K, M Ninja ZX6RR	03-04	PTX9BS-FS	PTX9-BS	-	-
	ZZR600	02-04	PTX12BS-FS	PTX12-BS	-	-
550	KZ550, LTD, GP	80-83	-	-	CB12A-A	-
	KZ550-F LTD	84	-	-	CB12A-A**	-
	KZ550-F Spectre	83	-	-	CB12A-A**	-
	KZ550-H GP	82-83	-	-	CB12A-A**	-
	ZR550-B Zephyr	90-92	-	-	CB12A-A	-
	ZX550-A GPz	84-86	-	-	CB12A-A**	-
500	EN500-A Vulcan	90-96	-	-	CB12A-A	-
	EN500-C Vulcan LTD	96-05	-	-	CB12AL-A2	-
	EX500-A	87-93	PTX14AHLBS-FS	PTX14AHL-BS	CB14L-A2	-
	EX500-D Ninja500R	94-05	PTX14AHLBS-FS	PTX14AHL-BS	CB14L-A2	-
	H1 Series	73-75	-	-	CB9L-B	12N9-3B
	H1 Series	69-72	-	-	CB9-B	12N9-4B-1
	KH500-A	76	-	-	CB9L-B	12N9-3B
450	EN450-A 454 LTD	85-90	-	-	CB12A-A	-
440	KZ440 (All)	80-83	-	-	CB12A-A	-
400	KH400-A	76-78	-	-	-	12N5.5-4A
	KLX400R, KLX400SR	03-04	PT7B-4	-	-	-
	KZ400 Deluxe	77-79	-	-	CB12A-A	12N12A-4A-1

+ Eliminates need for sensor (needs to be disabled).
 * This battery includes a sensor.
 ** When ordering this battery, specify sensor.
 ++ Must use existing terminal adaptor.

KAWASAKI (Continued)

cc	Model	Year	Factory Sealed, Maintenance Free	Sealed Maintenance Free	High Performance	Conventional
	KZ400-C	78	-	-	-	12N5.5-4A
	KZ400-D, H	74-79	-	-	CB12A-A	12N12A-4A-1
	KZ400-S	75-77	-	-	-	12N5.5-4A
	S3 Series	74-75	-	-	-	12N5.5-4A
350	A7 Series	66-71	-	-	CB9-B	12N9-4B-1
	F5 Series	70-71	-	-	-	6N2-2A-3
	F9 Series	73-75	-	-	-	6N4B-2A-3
	F9 Series	72	-	-	-	6N2-2A-3
	S2 Series	72-73	-	-	-	12N5.5-4A
305	EX305-B GP	83	-	-	CB9L-A2	-
	KZ305CSR, LTD	81-88	-	-	CB10L-A2	-
250	A1 Series	66-71	-	-	CB9-B	12N9-4B-1
	EL250, HS	88-93	-	-	CB9L-A2	-
	EX250 Ninja	95-05	PTX7LBS-FS	PTX7L-BS	-	-
	EX250 Ninja	86-94	-	-	CB9L-A2	-
	F4 Series	69-70	-	-	-	12N5.5-4A
	F8 Series	71-72	-	-	-	6N2-2A-3
	F11 Series	73-75	-	-	-	6N4B-2A-3
	KE250-B	77-79	-	-	-	6N6-1D-2
	KH250-A	76	-	-	-	12N5.5-4A
	KL250 Super Sherpa	00-04	PTX7LBS-FS	PTX7L-BS	-	-
	KL250	78-84	-	-	-	6N6-1D-2
	KL250-D KLR	85-05	-	-	CB4L-A	-
	KZ250 CSR, LTD	80-83	-	-	CB10L-A2	-
	KLX250S	06	PTX7LBS-FS	PTX7L-BS	-	-
	S1 Series	73-75	-	-	-	12N5.5-4A
200	KZ200-A	78-79	-	-	CB10L-B	-
175	F7 Series	71-75	-	-	-	6N4-2A-5
	KE175-B	76-78	-	-	-	6N6-1D-2
125	BN125	01-05	-	-	CB9-B	-
	F6 Series	71-73	-	-	-	6N4-2A-5
	KE125-A	76-83	-	-	-	6N6-1D-2
	KS125 Series	74-75	-	-	-	6N6-1D-2
120	C2SS RoadRunner	67-69	-	-	-	6N4-2A-3
	C2TR RoadRunner	67-69	-	-	-	6N4-2A-3
100	G3SS Series	75	-	-	-	6N4-2A-5
	G3TR Series	71	-	-	-	6N4-2A-3*
	G4TR Series	73-75	-	-	-	6N4-2A-5
	G4TR Series	70-72	-	-	-	6N4-2A-3
	G5 Series	74-75	-	-	-	6N4-2A-5
	G5 Series	72-73	-	-	-	6N4-2A-3
	KE100-A	79-81	-	-	-	6N6-1D-2
	KE100-A	76-78	-	-	-	6N4-2A-5
	KE100-B	82-01	-	-	-	6N6-1D-2
	KH100-B	76-77	-	-	-	6N4-2A-5
	KM100-A	79-81	-	-	-	6N6-1D-2
	KM100-A	76-78	-	-	-	6N4-2A-5
	KV100-A	76	-	-	6N4-2A-5	-
90	G3SS Series	73-74	-	-	-	6N4-2A-5
	G3SS Series	69-72	-	-	-	6N4-2A-3*
	G3TR Series	69-70	-	-	-	6N4-2A-3*
	MC1 Series	73-75	-	-	-	6N4-2A-5

POLARIS VICTORY

cc	Model	Year	Factory Sealed, Maintenance Free	Sealed Maintenance Free	High Performance	Conventional
1507	V92C, DC Classic, Deluxe, Cruiser	98-04	PTX20LBS-FS	PTX20L-BS	-	-
	V92SC	-	-	-	-	-
	Sport Cruiser	00-01	PTX20LBS-FS	PTX20L-BS	-	-
	V92TC	-	-	-	-	-
	Touring Cruiser	02-05	PTX20LBS-FS	PTX20L-BS	-	-
	Vegas, Kingpin, 8-ball, Hammer	03-07	PTX20LBS-FS	PTX20L-BS	-	-

SUZUKI

cc	Model	Year	Factory Sealed, Maintenance Free	Sealed Maintenance Free	High Performance	Conventional
1800	VZR1800	06-07	-	PTX16-BS^	-	-
1600	Marauder, Boulevard M95	04-05	-	PTX16-BS^	-	-
1500	VL1500 Intruder, C90, T	98-07	-	PTX16-BS-1	-	-
1400	GV1400GC, D, T Cavalcade	86-88	PIX50LBS-FS+	PIX50L-BS+	SC50-N18L-AT*	-
	VS1400GL Intruder, GLP, S83	87-07	-	PTX16-BS-1	-	-
1300	GSX1300R	99-07	-	PTX12A-BS	-	-
1200	GSF1200, S Bandit	97-05	PTX12BS-FS	PTX12-BS	-	-
	GV1200GL Madura	85-86	PTX14AHLBS-FS	PTX14AHL-BS	CB14L-B2	-
1150	GS1150E, S	83-86	PTX14AHLBS-FS+	PTX14AHL-BS+	SCB14L-B2*	-
1100	GS1100E, S	80-83	PTX14AHLBS-FS+	PTX14AHL-BS+	SCB14L-A2*	-
	GS1100G, K, L,	-	-	-	-	-

* G3SS & G3TR models having the engine production #235611 and above, use a 6N4-2A-5 battery.
 ^ See Battery Cross Reference Chart on Page 5 for optional upgrade.



MOTORCYCLE BATTERY APPLICATIONS

SUZUKI (Continued)

Table with columns: cc, Model, Year, Factory Sealed Maintenance Free, Sealed Maintenance Free, High Performance, Conventional. Lists various Suzuki motorcycle models and their battery specifications.

+ Eliminates need for sensor (needs to be disabled).

SUZUKI (Continued)

Table with columns: cc, Model, Year, Factory Sealed Maintenance Free, Sealed Maintenance Free, High Performance, Conventional. Continues the list of Suzuki motorcycle models and their battery specifications.

YAMAHA

Table with columns: cc, Model, Year, Factory Sealed Maintenance Free, Sealed Maintenance Free, High Performance, Conventional. Lists various Yamaha motorcycle models and their battery specifications.

* This battery includes a sensor.



MOTORCYCLE BATTERY APPLICATIONS

YAMAHA (Continued)

cc	Model	Year	Factory Sealed, Sealed		High Performance	Conventional
			Maintenance Free	Maintenance Free		
900	XJ900R Seca	83	PTX14AHLBS-FS	PTX14AHL-BS	CB14L-A2	-
850	TDM850	92-93	PTX12BS-FS	PTX12-BS	-	-
	XS850 (All)	80-81	PTX14AHLBS-FS	PTX14AHL-BS	CB14L-A2	-
750	FZ750	85-88	PTX14AHLBS-FS	PTX14AHL-BS	CB14L-A2	-
	FZR750	87-88	PTX14AHLBS-FS	PTX14AHL-BS	CB14L-A2	-
	TX750	73-74	PTX19LBS-FS	PTX19L-BS	CB16L-B	-
	XJ750 Maxim	82-83	PTX14AHLBS-FS+	PTX14AHL-BS+	SCB14L-A2*	-
	XJ750M Midnight Maxim	83	PTX14AHLBS-FS	PTX14AHL-BS	CB14L-A2	-
	XJ750R Seca	81-83	PTX14AHLBS-FS+	PTX14AHL-BS+	SCB14L-A2*	-
	XS750 (All)	77-79	PTX14AHLBS-FS	PTX14AHL-BS	CB14L-A2	12N14-3A
	XV750 Virago (All)	81-96	-	-	CB16AL-A2	-
	YZF750R	94-98	PTX12BS-FS	PTX12-BS	-	-
	YZF-R7	99	PT9B-4	-	-	-
700	FZ700	87	PTX14AHLBS-FS	PTX14AHL-BS	CB14L-A2	-
	FZX700 Fazer	86-87	PTX14AHLBS-FS	PTX14AHL-BS	CB14L-A2	-
	XJ700 Maxim	85-86	PTX14AHLBS-FS	PTX14AHL-BS	CB14L-A2	-
	XJ700X	85	PTX14AHLBS-FS	PTX14AHL-BS	CB14L-A2	-
	XV700 Virago	84-87	-	-	CB16AL-A2	-
650	TX650	74	PTX14AHLBS-FS	PTX14AHL-BS	CB14L-A2	12N14-3A
	TX650	73	-	-	CB12A-A	12N12A-4A-1
	XJ650 (All)	80-83	-	-	CB12A-A	12N12A-4A-1
	XS1	70-71	-	-	CB12A-A	12N5.5-3B
	XS2	72	-	-	CB12A-A	12N12A-4A-1
	XS650	75-83	PTX14AHLBS-FS	PTX14AHL-BS	CB14L-A2	12N14-3A
	XVS650 V-Star (All)	98-06	PT12B-4	-	-	-
600	FJ600	84-85	-	-	CB12A-A	12N12A-4A-1
	FZ6	05-06	PT12B-4	-	-	-
	FZ600	86-88	-	-	CB12A-A	12N12A-4A-1
	FZR600/R	89-99	-	-	CB12AL-A2	-
	SRX600	86	-	-	CB5L-B	12N5-3B
	XJ600S Seca II	92-98	PTX9BS-FS	PTX9-BS	-	-
	XT600	84-89	-	-	CB5L-B	-
	XT600E	90-95	PTX9BS-FS	PTX9-BS	-	-
	YX600 Radian	86-90	-	-	CB12A-A	12N12A-4A-1
	YZF-R6	01-04	PT9B-4	-	-	-
	YZF-R6	99-00	PT12B-4	-	-	-
	YZF600R	95-03	PTX12BS-FS	PTX12-BS	-	-
550	XJ Maxim, R Seca	81-83	-	-	CB12A-A	12N12A-4A-1
	XT550	82-83	-	-	CB5L-B	12N5-3B
	XZ550R Vision	82-83	PTX14AHLBS-FS	PTX14AHL-BS	CB14L-A2	-
535	XV535 Virago	87-99	-	-	CB12AL-A2	-
500	SR500	78-81	-	-	CB7L-B	12N7-3B
	TX500	73-74	PTX14AHLBS-FS	PTX14AHL-BS	CB14L-A2	12N14-3A
	XS500	75-78	PTX14AHLBS-FS	PTX14AHL-BS	CB14L-A2	12N14-3A
	XT500	76-81	-	-	CB12A-A	6N6-3B-1
	XVS500 Virago	83	-	-	CB12A-A	12N12A-4A-1
450	WR450F	03-06	PTZ7S	-	-	-
400	DT400 Enduro	77-78	-	-	-	6N6-3B-1
	DT400 Enduro	75-76	-	-	-	6N4B-2A-3
	FZR400 (All)	88-90	-	-	CB12AL-A2	-
	RD400	76-79	-	-	-	12N5.5A-3B
	XS400 (All)	80-83	-	-	CB12A-A	12N12A-4A-1
360	DT360 Enduro	74	-	-	-	6N4B-2A-3
	RT1, RT1B 360 Enduro	70-71	-	-	-	6N2-2A-3
	RT2, RT3 360 Enduro	72-73	-	-	-	6N4-2A-5
	XS360	76-78	-	-	CB12A-A	12N12A-4A-1
	XS360-2	77	-	-	CB7L-B	12N7-3B
350	BW350 Big Wheel R3	87-88	-	-	CB12B-B2	-
	R5, R5B, R5C	69	-	-	CB5L-B	12N5-3B
	RD350	70-72	-	-	-	12N5.5A-3B
	RZ350	73-75	-	-	-	12N5.5A-3B
	RZ350	84-85	-	-	-	12N5.5-3B
	XT350	85-00	-	-	CB3L-B	-
	YR2/C	68	-	-	-	12N5.5-3B
250	DS6B, DS6C	69-70	-	-	CB5L-B	-
	DS7	72	-	-	-	12N5.5A-3B
	DT1 250 Enduro	68	-	-	-	6N2-2A-3
	DT1B,DT1C, DT1E 250 Enduro	69-71	-	-	-	6N2-2A-3

YAMAHA (Continued)

cc	Model	Year	Factory Sealed, Sealed		High Performance	Conventional
			Maintenance Free	Maintenance Free		
	DT2 250 Enduro	72	-	-	-	6N4-2A-5
	DT250 Enduro	77-79	-	-	-	6N6-3B-1
	DT250 Enduro	74-76	-	-	-	6N4B-2A-3
	DT3 250 Enduro	73	-	-	-	6N4-2A-5
	RD250	73-75	-	-	-	12N5.5A-3B
	SR250 Exciter	80-82	-	-	-	CB12A-A
	SRX250	87	-	-	-	CB12A-A
	TTR250	99-03	PT7B-4	-	-	-
	WR250F	03	PTX5LBS-FS	PTX5L-BS	-	-
	XT250	84	-	-	-	CB3L-B
	XT250	80-83	-	-	-	6N6-3B-1
	XV250 Virago	95-03	-	-	-	CB10L-A2
	XV250 Route 66	88-90	-	-	-	CB10L-A2
230	TTR230E	06	PTX5LBS-FS	PTX5L-BS	-	-
225	TTR225	99-05	PT7B-4	-	-	-
	XT225	01-06	PTZ7S	-	-	-
	XT225 Serow	92-00	PTX7LBS-FS	PTX7L-BS	-	-
200	BW200E BigWheel (Elec.Start)	86-88	-	-	-	CB7C-A
	CS3B, CS3C	70-71	-	-	-	CB9L-A2
	CS5	72	-	-	-	12N9-3A-1
	RD200	74-76	-	-	-	CB9L-A2
	TW200 Trailway	87-06	-	-	-	CB7C-A
	XT200	82-83	-	-	-	6N4A-4D
	YCS1	68	-	-	-	CB9L-A2
	SR185 Exciter	81-82	-	-	-	CB7L-B
185	CT1,CT1B,	-	-	-	-	-
175	CT1C 175 Enduro	69-71	-	-	-	6N2-2A-3
	CT2, CT3	-	-	-	-	-
	175 Enduro	72-73	-	-	-	6N4A-4D
	DT175 Enduro	78-81	-	-	-	6N6-3B-1
	DT175 Enduro	74-76	-	-	-	6N4B-2A-3
125	AS2C	69	-	-	-	12N5.5-3B
	AT1E, AT1B,	-	-	-	-	-
	AT1C 125 Enduro	69-71	-	-	-	CB7L-B
	AT2, AT3	-	-	-	-	-
	125 Enduro	72-73	-	-	-	CB7L-B
	DT125 Enduro	78-81	-	-	-	CB7L-B
	DT125 Enduro	74-76	-	-	-	CB7L-B
	RD125	75-76	-	-	-	12N5.5A-3B
	TTR125E/LE (Elec.Start)	03-06	PTX4LBS-FS	PTX4L-BS	-	-
	XT125	82-83	-	-	-	6N4A-4D
	YAS1/C	68	-	-	-	12N5.5-3B
100	DT100 Enduro	77-83	-	-	-	6N4-2A-5
	DT100 Enduro	74-76	-	-	-	6N4B-2A-3
	L5T, L5TA	69-70	-	-	-	CB7L-B
	LS2	72	-	-	-	12N5.5A-3B
	LT2, LT3 100 Enduro	72-73	-	-	-	6N4A-4D
	RS100	75-76	-	-	-	6N4A-4D
	YL2C/CM	68	-	-	-	CB7L-B
90	HS1, HS1B	70-71	-	-	-	12N5.5-3B
	HT1, HT1B	-	-	-	-	-
	90 Enduro	70-71	-	-	-	6N2-2A-3
	TTR90E (Elec.Start)	03-06	PTX4B-BS	-	-	-
80	DT80 Mini Enduro	81-83	-	-	-	6N4-2A-5
	G65, G65B	70-71	-	-	-	6N4A-4D
	G7S	72	-	-	-	6N4A-4D
	GT1 Mini Enduro	73	-	-	-	6N4-2A-5
	GT80 Mini Enduro	74-80	-	-	-	6N4-2A-5
	LB80 Chappy	76-78	-	-	-	6N4-2A-5
	YG1	62-66	-	-	-	6N4A-4D
	YG5T, YG55	68-69	-	-	-	CB7L-B
60	JT2 Mini Enduro	72	-	-	-	6N2-2A-3
	RD60	73-75	-	-	-	6N4A-4D
50	DT50 Enduro	88-90	-	-	-	6N4B-2A-3
	LB50P Chappy	78-82	-	-	-	6N4-2A-5
	LC50 Champ	80-81	-	-	-	6N4-2A-5
	MJ50 Towny	82	-	-	-	6N4-2A-5
	QT50 Yamahopper	79-87	-	-	-	6N4-2A-5
	RX50 Special	83-84	-	-	-	6N4-2A-5
	TTR50E	06	PTX4B-BS	-	-	-
	YSR50	87-92	-	-	-	6N4-2A-5

ALL TERRAIN VEHICLE BATTERY APPLICATIONS

AEON (BENZA)

cc	Model	Year	Factory Sealed, Sealed		High Performance	Conventional
			Maintenance Free	Maintenance Free		
100	Cobra/CX-Sport 100	All	PTX4LBS-FS	PTX4L-BS	-	-
90	Cobra/CX-Sport 90	All	PTX4LBS-FS	PTX4L-BS	-	-
50	Cobra/CX-Sport 50	All	PTX4LBS-FS	PTX4L-BS	-	-

ARCTIC CAT

cc	Model	Year	Factory Sealed, Sealed		High Performance	Conventional
			Maintenance Free	Maintenance Free		
650	4x4 Automatic	04-06	PTX14AHBS-FS	PTX14AH-BS	CB14A-2	-
500	All Models	All	PTX14AHBS-FS	PTX14AH-BS	CB14A-2	-

ARCTIC CAT (Continued)

cc	Model	Year	Factory Sealed, Sealed		High Performance	Conventional
			Maintenance Free	Maintenance Free		
400	DVX400	All	PTX9BS-FS	PTX9-BS	-	-
	All Other Models	All	PTX14AHBS-FS	PTX14AH-BS	CB14A-2	-
300	All Models	All	PTX14AHLBS-FS	PTX14AHL-BS	CB14L-A2	-
250	All Models	-05	PTX14AHLBS-FS	PTX14AHL-BS	CB14L-A2	-
	DVX250, 2X4	06	PTX12BS-FS	PTX12-BS	-	-
90	All Models	-05	PTX4LBS-FS	PTX4L-BS	-	-
	DVX50	06	PTX5LBS-FS	PTX5L-BS	-	-



ALL TERRAIN VEHICLE BATTERY APPLICATIONS

BOMBARDIER

Table with columns: cc, Model, Year, Factory Sealed Maintenance Free, Sealed Maintenance Free, High Performance, Conventional. Rows include models like Outlander800 EFI, DS650, Quest, Traxter, etc.

CANNONDALE

Table with columns: cc, Model, Year, Factory Sealed Maintenance Free, Sealed Maintenance Free, High Performance, Conventional. Row includes All Models.

DRR

Table with columns: cc, Model, Year, Factory Sealed Maintenance Free, Sealed Maintenance Free, High Performance, Conventional. Row includes All Models.

E-TON

Table with columns: cc, Model, Year, Factory Sealed Maintenance Free, Sealed Maintenance Free, High Performance, Conventional. Rows include models like CXL 150 Yukon II, AXL, etc.

HONDA

Table with columns: cc, Model, Year, Factory Sealed Maintenance Free, Sealed Maintenance Free, High Performance, Conventional. Rows include models like TRX680 FourTrax Rincon, TRX650 FourTrax Rincon, etc.

HONDA (Continued)

Table with columns: cc, Model, Year, Factory Sealed Maintenance Free, Sealed Maintenance Free, High Performance, Conventional. Rows include models like ATC125M, TRX125 FourTrax, etc.

JOHN DEERE

Table with columns: cc, Model, Year, Factory Sealed Maintenance Free, Sealed Maintenance Free, High Performance, Conventional. Row includes All Models.

KASEA

Table with columns: cc, Model, Year, Factory Sealed Maintenance Free, Sealed Maintenance Free, High Performance, Conventional. Rows include models like Skyhawk 250, Skyhawk 170, etc.

KAWASAKI

Table with columns: cc, Model, Year, Factory Sealed Maintenance Free, Sealed Maintenance Free, High Performance, Conventional. Rows include models like KVF750-A, B Brute Force, KFX700 V-Force, etc.



ALL TERRAIN BATTERY APPLICATIONS

KAWASAKI (Continued)

cc	Model	Year	Factory Sealed, Sealed Maintenance		High Performance	Conventional
			Free	Free		
	Bayou (CN)	92-02	PTX14AHBS-FS	PTX14AH-BS	CB14A-A2	-
200	KLT200-A, C	81-84	-	-	CB10L-B	-
	KLT200-B, C	83	-	-	CB12A-A	-
185	KLF185-A Bayou	85-88	-	-	CB10L-B	-
110	KLF110-B	-	-	-	-	-
	Mojave (Elec.Start)	87-88	-	-	CB9L-A2	-
80	KSF80-A (KFX80)	03-05	PTX5LBS-FS	PTX5L-BS	-	-

KYMCO

cc	Model	Year	Factory Sealed, Sealed Maintenance		High Performance	Conventional
			Free	Free		
300	MXU300SD	All	PTX12BS-FS	PTX12-BS	-	-
250	Mongoose, MXU250	All	PTX12BS-FS	PTX12-BS	-	-
150	MXU150	All	PTX9BS-FS	PTX9-BS	-	-
90	Mongoose 90	All	PTX5LBS-FS	PTX5L-BS	-	-
50	Mongoose 50	All	PTX5LBS-FS	PTX5L-BS	-	-

MANCO

cc	Model	Year	Factory Sealed, Sealed Maintenance		High Performance	Conventional
			Free	Free		
260	8265L	06	PTX14AHBS-FS	PTX14AH-BS	CB14A-A2	-
	8264L	05-06	PTX14AHBS-FS	PTX14AH-BS	CB14A-A2	-
	8260E, L	04-06	PTX14AHBS-FS	PTX14AH-BS	CB14A-A2	-
72	8089L	05-06	PTX5LBS-FS	PTX5L-BS	-	-

PANDA MOTOR SPORTS

cc	Model	Year	Factory Sealed, Sealed Maintenance		High Performance	Conventional
			Free	Free		
125	KD125	-	-	-	CB7-A	-
80	KD80	-	-	-	CB7-A	-
50	KD50	-	-	-	CB7-A	-

POLARIS

cc	Model	Year	Factory Sealed, Sealed Maintenance		High Performance	Conventional
			Free	Free		
800	Sportsman	05	PIX30LBS-FS	PIX30L-BS	CB30L-B	-
700	Sportsman, Military	02-05	PIX30LBS-FS	PIX30L-BS	CB30L-B	-
600	Sportsman	04-05	PIX30LBS-FS	PIX30L-BS	CB30L-B	-
500	All Models (Excl.Predator)	99-05	PTX14AHBS-FS	PTX14AH-BS	CB14A-A2	-
	Predator	03-06	PTX9BS-FS	PTX9-BS	-	-
450	Diesel, 445 Liter (primary)	99-03	PIX30LBS-FS	PIX30L-BS	CB30L-B	-
	(secondary)	-	PTX14AHBS-FS	PTX14AH-BS	CB14A-A2	-
425	All models	95-02	PTX14AHBS-FS	PTX14AH-BS	CB14A-A2	-
400	All models	94-05	PTX14AHBS-FS	PTX14AH-BS	CB14A-A2	-
335	Sportsman	98-01	PTX14AHBS-FS	PTX14AH-BS	CB14A-A2	-
330	Magnum Trail Boss	03-05	PTX14AHBS-FS	PTX14AH-BS	-	-
325	All models	87-02	PTX14AHBS-FS	PTX14AH-BS	CB14A-A2	-
250	All models	85-05	PTX14AHBS-FS	PTX14AH-BS	CB14A-A2	-
200	Phoenix	05-06	PTX12BS-FS	PTX12-BS	-	-
90	Predator, Sportsman Scrambler, Sportsman	03-05	PTX5LBS-FS	PTX5L-BS	-	-
50	Scrambler Scrambler Predator	01-02 03 01-02 04-06	PTX4LBS-FS PTX5LBS-FS PTX4LBS-FS PTX5LBS-FS	PTX4L-BS PTX5L-BS PTX4L-BS PTX5L-BS	-	-

SUZUKI

cc	Model	Year	Factory Sealed, Sealed Maintenance		High Performance	Conventional
			Free	Free		
700	LT-A700X King Quad	05-07	-	PTX20CH-BS	-	-
	Twin Peaks	04	-	PTX20CH-BS	-	-
500	LT-A500F Vinson 4WD	04-07	-	PTX20CH-BS	-	-
	LT-A500F Vinson 4WD	02-03	-	PTX16-BS^	-	-
	LT-A500F QuadMaster	00-01	-	PTX16-BS-1	-	-
	LT-F500F QuadRunner	98-02	-	PTX16-BS-1	-	-
	LT-F500F Vinson Manual 4WD	04-05	-	PTX20CH-BS	-	-
	LT-F500F Vinson Manual 4WD	03	-	PTX16-BS^	-	-
450	LT-R450 QuadRacer	06-07	PTX7ABS-FS	PTX7A-BS	-	-
400	LT-A400 Eiger 2WD, F Eiger 4WD	02-07	PTX14BS-FS	PTX14-BS	-	-
	LT-F400 Eiger 2WD, F Eiger 4WD	02-07	PTX14BS-FS	PTX14-BS	-	-
	LT-Z400 QuadSport	03-07	PTX9BS-FS	PTX9-BS	-	-

SUZUKI (Continued)

cc	Model	Year	Factory Sealed, Sealed Maintenance		High Performance	Conventional
			Free	Free		
300	LT300E QuadRunner	87-89	PTX14AHBS-FS	PTX14AH-BS	CB14A-A2	-
	300E	99-02	PTX14AHBS-FS	PTX14AH-BS	CB14A-A2	-
	LT-F300F KingQuad	99-02	-	PIX50-BS	C50-N18A-A	-
280	LT-F4WDX KingQuad (CN,Opt)	91-99	PTX14AHBS-FS	PTX14AH-BS	CB14A-A2	-
	KingQuad (CN,Opt)	91-99	-	PIX50-BS	C50-N18A-A	-
250	LT-4WD QuadRunner	87-99	PTX14AHBS-FS	PTX14AH-BS	CB14A-A2	-
	LT-4WD QuadRunner (Opt)	87-99	-	PIX50-BS	C50-N18A-A	-
	LT-F250 QuadRunner	88-01	PTX14AHBS-FS	PTX14AH-BS	CB14A-A2	-
	LT-F250 QuadRunner(Opt)	88-01	-	PIX50-BS	C50-N18A-A	-
	LT-F250, F Ozark	02-07	PTX12BS-FS	PTX12-BS	-	-
	LT-F250F QuadRunner	99-02	PTX14AHBS-FS	PTX14AH-BS	CB14A-A2	-
	LT-F250F QuadRunner (CN,Opt)	99-02	-	PIX50-BS	C50-N18A-A	-
	LT-Z250 QuadSport	04-07	PTX12BS-FS	PTX12-BS	-	-
	LT250EF QuadRunner	85-86	-	PIX50-BS	C50-N18A-A	-
230	LT-F230 QuadRunner	86-87	-	-	CB10A-A2	-
	LT230E QuadRunner	87	-	-	-	Not Available
	LT230E QuadRunner	88-93	PTX12BS-FS	PTX12-BS	-	-
	LT230GE QuadRunner	85-86	-	-	CB10A-A2	-
160	LT-F160 QuadRunner	91-01	-	-	CB9A-A	-
	LT-F160 QuadRunner	03-04	-	-	CB9A-A	-
	LT160E QuadRunner	89-94	-	-	CB9A-A	-
90	LTZ90	07	PTX7ABS-FS	PTX7A-BS	-	-
80	LT80 QuadSport 80	87-06	PTX5LBS-FS	PTX5L-BS	-	-
50	QuadSport Z50	06-07	PTX5LBS-FS	PTX5L-BS	-	-

YAMAHA

cc	Model	Year	Factory Sealed, Sealed Maintenance		High Performance	Conventional
			Free	Free		
700	YFM700R Raptor	06	PT9B-4	-	-	-
660	YFM660FW Grizzly	02-03	PTX20LBS-FS	PTX20L-BS	-	-
	YFM660R Raptor	01-03	PTX14BS-FS	PTX14-BS	-	-
600	YFM600FW Grizzly	98-01	PTX20LBS-FS	PTX20L-BS	-	-
450	YTM450FW Kodiak/Automatic	03	PTX20LBS-FS	PTX20L-BS	-	-
	YZF450	04	PT7B-4	-	-	-
400	YFM400FW Kodiak/Automatic	03	PTX14AHBS-FS	PTX14AH-BS	-	-
	YFM400FW Kodiak/Automatic	96-02	PTX20LBS-FS	PTX20L-BS	-	-
	YFM400FW Kodiak	93-95	PTX14AHBS-FS	PTX14AH-BS	CB14A-A	-
	YFM400N BigBear 2WD	00-03	PTX20LBS-FS	PTX20L-BS	-	-
	YFM400FVN Big Bear 4WD	00-03	PTX20LBS-FS	PTX20L-BS	-	-
	Bruin	04-06	PTX14AHBS-FS	PTX14AH-BS	-	-
350	YFM350ER Moto 4	87-95	PTX14AHBS-FS	PTX14AH-BS	CB14A-A	-
	YFM350FW BigBear 4WD	87-99	PTX14AHBS-FS	PTX14AH-BS	CB14A-A	-
	YFM350FX Wolverine	95-03	-	-	CB12C-A	-
	YFM350U BigBear 2WD	96-99	PTX14AHBS-FS	PTX14AH-BS	CB14A-A	-
	YFM350X Warrior	87-03	-	-	CB12C-A	-
	YFP350 TerraPro Raptor	88 04-05	PTX14AHBS-FS	PTX14AH-BS	CB14A-A	-
250	YFB250 Timber Wolf 2WD	92-98	-	-	CB12C-A	-
	YFB250FW Timber Wolf 4WD	94-00	-	-	CB12C-A	-
	YFM250 Bear Tracker	99-04	PTX14AHBS-FS	PTX14AH-BS	CB14A-A2	-
	YFM250 Moto 4	89-91	PTX14AHBS-FS	PTX14AH-BS	CB14A-A	-
230	YFU-I/T Pro-Hauler	89	PTX14AHBS-FS	PTX14AH-BS	CB14A-A	-
225	YFM225 Moto 4	86-88	PTX14AHBS-FS	PTX14AH-BS	CB14A-A	-
	YTM225DR Tri-Moto	85-86	PTX14AHBS-FS	PTX14AH-BS	CB14A-A	-
	YTM225DX Tri-Moto	83-85	PTX14AHBS-FS	PTX14AH-BS	CB14A-A	-
200	YFM200 Moto 4	85	PTX14AHBS-FS	PTX14AH-BS	CB14A-A	-
	YFM200DX Moto 4	86-89	PTX14AHBS-FS	PTX14AH-BS	CB14A-A	-
	YTM200, E,	-	-	-	-	-

^ See Battery Cross Reference Chart on Page 5 for optional upgrade.



ALL TERRAIN BATTERY APPLICATIONS

YAMAHA (Continued)

Table with columns: cc, Model, Year, Factory Sealed Maintenance Free, Sealed Maintenance Free, High Performance, Conventional. Rows include ER Tri-Moto, YFA-1 Breeze, YFM100 Champ.

YAMAHA (Continued)

Table with columns: cc, Model, Year, Factory Sealed Maintenance Free, Sealed Maintenance Free, High Performance, Conventional. Rows include YFM80 Badger, YFM80R Raptor 80.

SCOOTER BATTERY APPLICATIONS

DRR

Table with columns: cc, Model, Year, Factory Sealed Maintenance Free, Sealed Maintenance Free, High Performance, Conventional. Row: All Models.

E-TON

Table with columns: cc, Model, Year, Factory Sealed Maintenance Free, Sealed Maintenance Free, High Performance, Conventional. Row: Beamer 50.

HONDA

Table with columns: cc, Model, Year, Factory Sealed Maintenance Free, Sealed Maintenance Free, High Performance, Conventional. Rows include FSC600 Silver Wing, CH250 Elite, CH125 Elite, CH150 Elite, NH125 Aero, CH80 Elite, NH80 Aero, NH80MD Aero, CHF50 Metropolitan, NB50 Aero, NB50M Aero, NN50MD Gyro, NPS50, S, Ruckus, NQ50 Spree, 50D SS, NQ50 Spree, P50 Little Honda, PA50I Moped, PA50II, SA50 Elite LX, S, SR, SB50 (All), SE50 Elite (All), TG50 Gyro S (All).

HYOSUNG MOTORS

Table with columns: cc, Model, Year, Factory Sealed Maintenance Free, Sealed Maintenance Free, High Performance, Conventional. Row: EZ100.

HYOSUNG MOTORS (Continued)

Table with columns: cc, Model, Year, Factory Sealed Maintenance Free, Sealed Maintenance Free, High Performance, Conventional. Row: SB50 Super Cab, SD50 Sense, SF50 Prima.

KASEA

Table with columns: cc, Model, Year, Factory Sealed Maintenance Free, Sealed Maintenance Free, High Performance, Conventional. Row: Sense, Prima.

MANCO

Table with columns: cc, Model, Year, Factory Sealed Maintenance Free, Sealed Maintenance Free, High Performance, Conventional. Rows: 5049E, 5051L.

SUZUKI

Table with columns: cc, Model, Year, Factory Sealed Maintenance Free, Sealed Maintenance Free, High Performance, Conventional. Rows include AN650 Burgman, AN400 Burgman, F50, F50R, FA50 Shuttle, FS50, FZ50.

YAMAHA

Table with columns: cc, Model, Year, Factory Sealed Maintenance Free, Sealed Maintenance Free, High Performance, Conventional. Rows include YP400 Majesty, Morphous, XC200 Riva, XC180 Riva, XC125 Riva, CV80 Riva, CA50 Riva, CE50 Riva Jog, CG50 Riva, CV50 Riva, CW50 Zuma, CW50 Zuma II, CV50 Riva Jog, SH50 Riva Razz, YJ50R Vino & Vino Classic, YW50A Zuma.

SNOWMOBILE BATTERY APPLICATIONS

ARCTIC CAT

Table with columns: cc, Model, Year, Factory Sealed Maintenance Free, Sealed Maintenance Free, High Performance, Conventional. Rows include EFI Models 500cc & Over Without Electric Start, EFI Models 500cc & Over Without Electric Start, EFI Models 500cc & Over, All Carburetor Models 500cc & Over Models Less Than 500cc, Models Less Than 500cc.

BOMBARDIER/SKI-DOO

Table with columns: cc, Model, Year, Factory Sealed Maintenance Free, Sealed Maintenance Free, High Performance, Conventional. Rows include All models, All 4-stroke, CK3 Types, Elite, ZX Types, ZX Types.

KAWASAKI

Table with columns: cc, Model, Year, Factory Sealed Maintenance Free, Sealed Maintenance Free, High Performance, Conventional. Row: All Models.

POLARIS

Table with columns: cc, Model, Year, Factory Sealed Maintenance Free, Sealed Maintenance Free, High Performance, Conventional. Row: Indy, Indy Trail.

The PTX20 series batteries may be used as an optional upgrade, but some modification to the hold down may be necessary. See battery label for retrofit cautions.



SNOWMOBILE BATTERY APPLICATIONS

POLARIS (Continued)

cc	Model	Year	Factory Sealed, Maintenance Free	Sealed Maintenance Free	High Performance	Conventional
	All EFI (RXL, 500 EFI)	93-97			CB9A-A	-
	FS/FST	06	PTX20LBS-FS	PTX20L-BS	-	-
	Sprint (Electric Start)	86-90			C60-N24-A	-
	Wide Track	89-05	PIX50LBS-FS	PIX50L-BS	C50-N18L-A-LM	C50-N18L-A3
	All Other Models	92-05	PTX14AHBS-FS	PTX14AH-BS	CB14A-A2	-
	All Electric Start Kits	85-93	PIX50LBS-FS	PIX50L-BS	C50-N18L-A-LM	C50-N18L-A3
	All Electric Start Kits	94-05	PTX14AHBS-FS	PTX14AH-BS	CB14A-A2	-

YAMAHA

cc	Model	Year	Factory Sealed, Maintenance Free	Sealed Maintenance Free	High Performance	Conventional
1000	RX1000R RX (All Models)	03	PTX20LBS-FS	PTX20L-BS	-	-
700	SXV700ER					
	SXViper ER	02-03	PIX50LBS-FS	PIX50L-BS	C50-N18L-A-LM	C50-N18L-A3
	VT700 Venture 700	98-03	PIX50LBS-FS	PIX50L-BS	C50-N18L-A-LM	C50-N18L-A3
	VX700XTCD					
	Vmax 700					
	XTC Deluxe	98	PIX50LBS-FS	PIX50L-BS	C50-N18L-A-LM	C50-N18L-A3
	VX700DX Vmax					
	700 Deluxe	99-00	PIX50LBS-FS	PIX50L-BS	C50-N18L-A-LM	C50-N18L-A3
	VX700ER Vmax					
	700 ER	01-02	PIX50LBS-FS	PIX50L-BS	C50-N18L-A-LM	C50-N18L-A3
600	VT600 Venture 600	97-98				
	VT600 Venture 600	99-03	PIX50LBS-FS	PIX50L-BS	C50-N18L-A-LM	C50-N18L-A3
	VX600E/DX					
	Vmax 600 LE/ DX	94-96	-	-	CB16AL-A2	-
	VX600ER Vmax					
	600 ER	02-03	PIX50LBS-FS	PIX50L-BS	C50-N18L-A-LM	C50-N18L-A3
	VX600XTC Vmax					
	600 XTC	97-98	-	-	CB16AL-A2	-
	VX600 DX Xmax					
	600 Deluxe	99-01	PIX50LBS-FS	PIX50L-BS	C50-N18L-A-LM	C50-N18L-A3
570	EX570E Exciter	88-90	-	-	CB16AL-A2	-

YAMAHA (Continued)

cc	Model	Year	Factory Sealed, Maintenance Free	Sealed Maintenance Free	High Performance	Conventional
	EX570E					
	Exciter II LE	91-93				CB16AL-A2
540	EC540 Excel	79-80	PIX50LBS-FS	PIX50L-BS	C50-N18L-A-LM	C50-N18L-A3
	VK540E, II, III	89-03	-	-		CB16AL-A2
	XL540 XLV	85-90	-	-		CB16AL-A2
500	PZ500DX Phazer					
	500 Deluxe	01	-	-		CB16AL-A2
	VT500 Venture 500	97-01	-	-		CB16AL-A2
	VT500					
	Venture 500 XL	99-00	-	-		CB16AL-A2
	VX500E Vmax	94-01	-	-		CB16AL-A2
480	PZ480E Phazer Deluxe					
	PZ480E Phazer II LE, SS	84-89	PTX14AHLBS-FS	PTX14AHL-BS	CB14L-A2	12N14-3A
	VT480 Venture GT	90-98	PTX14AHLBS-FS	PTX14AHL-BS	CB14L-A2	12N14-3A
	VT480 Venture XL	92-93	PTX14AHLBS-FS	PTX14AHL-BS	CB14L-A2	12N14-3A
	VT480TR Venture TR Electric	91-97	PTX14AHLBS-FS	PTX14AHL-BS	CB14L-A2	12N14-3A
340	CS340 Ovation Deluxe/ LE	98	PTX14AHLBS-FS	PTX14AHL-BS	CB14L-A2	12N14-3A
	EC340 Excel III	89-98	PTX14AHLBS-FS	PTX14AHL-BS	CB14L-A2	12N14-3A
	ET340E Enticer	81-88	PTX14AHLBS-FS	PTX14AHL-BS	CB14L-A2	12N14-3A
	ET340E Enticer	79	PIX50LBS-FS	PIX50L-BS	C50-N18L-A-LM	C50-N18L-A3
	ET340E Enticer	80	PTX14AHLBS-FS	PTX14AHL-BS	CB14L-A2	12N14-3A
300	CF300 Inviter	86-90	-	-		CB16AL-A2
125	SV125E Sno-Sport	86-90	PTX14AHLBS-FS	PTX14AHL-BS	CB14L-A2	12N14-3A
80	SV80E Sno-Scoot	88-90	-	-		CB7L-B
	Electric Start Kit					
	8DS Triple Electric Start Kit	All	PIX50LBS-FS	PIX50L-BS	C50-N18L-A-LM	C50-N18L-A3
	8CR Twin Vmax Electric Start Kit	All	PTX14AHLBS-FS	PTX14AHL-BS	CB14L-A2	-
	8DJ PZ500 Electric Start Kit	All	PTX14AHLBS-FS	PTX14AHL-BS	CB14L-A2	-
	8BH PZ480 ST, ET410TR	All	PTX14AHLBS-FS	PTX14AHL-BS	CB14L-A2	-

PERSONAL WATERCRAFT BATTERY APPLICATIONS

ARCTIC CAT

cc	Model	Year	Factory Sealed, Maintenance Free	Sealed Maintenance Free	High Performance	Conventional
	Tiger Shark (All Models)	93-01	-	-	-	Not Available

BOMBARDIER/SEA-DOO

cc	Model	Year	Factory Sealed, Maintenance Free	Sealed Maintenance Free	High Performance	Conventional
1500	GTX 4-Tec, RXP	03-06	PIX30CLBS-FS	PIX30CL-BS	CB30CL-B	-
	GTX 4-Tec, RXP	07	PIX30CLBS-FS	PIX30CL-BS	-	-
	All other Models	94-07	PTX19CLBS-FS	PTX19CL-BS	CB16CL-B	-
	All Models	88-93	PTX19LBS-FS	PTX19L-BS	CB16L-B	-

HONDA

cc	Model	Year	Factory Sealed, Maintenance Free	Sealed Maintenance Free	High Performance	Conventional
1235	Aqua Trax F-12, F-12X	02-07	PTX20LBS-FS	PTX20L-BS	-	-
	Aqua Trax R-12, R-12X	03-07	PTX20LBS-FS	PTX20L-BS	-	-

KAWASAKI

cc	Model	Year	Factory Sealed, Maintenance Free	Sealed Maintenance Free	High Performance	Conventional
1500	JT1500-A, C STX-15F	04	PTX20LBS-FS	PTX20L-BS	-	-
1200	JH1200-A, B Ultra 150	99-05	PTX20LBS-FS	PTX20L-BS	-	-
	JT1200-A, B, C, STX-R, STX-12F	02-05	PTX20LBS-FS	PTX20L-BS	-	-
1100	JH1100-B Ultra 130	01-04	PTX20LBS-FS	PTX20L-BS	-	-
	JH1100 ZXi	96-03	PTX20LBS-FS	PTX20L-BS	-	-
	JT1100 STX	97-03	PTX20LBS-FS	PTX20L-BS	-	-
900	JH900 ZXi	95-97	PTX20LBS-FS	PTX20L-BS	-	-
	JT900 STS, STX	97-05	PTX20LBS-FS	PTX20L-BS	-	-
800	JS800 SX-R	03-05	PTX20LBS-FS	PTX20L-BS	-	-
750	JH750 SS, ST, Xi, XiR	92-99	PTX19CLBS-FS	PTX19CL-BS	CB16CL-B	-
	JH750 ST, ZXi	95-97	PTX20LBS-FS	PTX20L-BS	-	-
	JS750 SX, ZX	92-95	PTX19CLBS-FS	PTX19CL-BS	CB16CL-B	-
	JS750 SXi, SXi Pro	95-02	PTX20LBS-FS	PTX20L-BS	-	-
	JT750 XiR, ST, STS	94-95	PTX19CLBS-FS	PTX19CL-BS	CB16CL-B	-
	JT750 STS, STX	96-98	PTX20LBS-FS	PTX20L-BS	-	-
650	JF650 X2	86-95	PTX19CLBS-FS	PTX19CL-BS	CB16CL-B	-

KAWASAKI (Continued)

cc	Model	Year	Factory Sealed, Maintenance Free	Sealed Maintenance Free	High Performance	Conventional
	JF650 TS	89-96	PTX19CLBS-FS	PTX19CL-BS	CB16CL-B	-
	JF650 SC	91-95	PTX19CLBS-FS	PTX19CL-BS	CB16CL-B	-
	JS650 SX	87-95	PTX19CLBS-FS	PTX19CL-BS	CB16CL-B	-
550	JS550, SX	86-95	PTX19CLBS-FS	PTX19CL-BS	CB16CL-B	-
	JS550	82-85	PTX19LBS-FS	PTX19L-BS	CB16L-B	-
440	JS440	87-92	PTX19CLBS-FS	PTX19CL-BS	CB16CL-B	-
	JS440	77-86	PTX19LBS-FS	PTX19L-BS	CB16L-B	-
400	JS400	76	PTX19LBS-FS	PTX19L-BS	CB16L-B	-
300	JS300 TS, SX	86-91	PTX19CLBS-FS	PTX19CL-BS	CB16CL-B	-

POLARIS

cc	Model	Year	Factory Sealed, Maintenance Free	Sealed Maintenance Free	High Performance	Conventional
	All Models	All	PTX19CLBS-FS	PTX19CL-BS	CB16CL-B	-

S.O.S. MARINE MFG

cc	Model	Year	Factory Sealed, Maintenance Free	Sealed Maintenance Free	High Performance	Conventional
	All Models	All	PTX19CLBS-FS	PTX19CL-BS	CB16CL-B	-

ULTRANAUTICS

cc	Model	Year	Factory Sealed, Maintenance Free	Sealed Maintenance Free	High Performance	Conventional
800	Sea Flash	89-92	-	-		C60-N24AL-B
	Wet Bike	87-92	-	-		C60-N24AL-B
	Wet Bike	85-86	-	-		CHD4-12
	Jet Star 1250 (Boat)	88-90	-	-		C60-N24AL-B
	Jet Star 1260 (Boat)	91	-	-		C60-N24AL-B

WET JET INTERNATIONAL

cc	Model	Year	Factory Sealed, Maintenance Free	Sealed Maintenance Free	High Performance	Conventional
	All Models	All	PTX19BS-FS	PTX19-BS	CB16-B-LM	CB16-B

YAMAHA

cc	Model	Year	Factory Sealed, Maintenance Free	Sealed Maintenance Free	High Performance	Conventional
	All Waverunner Models	87-07	PTX19CLBS-FS	PTX19CL-BS	CB16CL-B	-



UTILITY VEHICLE BATTERY APPLICATIONS

ARCTIC CAT

Table with columns: cc, Model, Year, Factory Sealed, Maintenance Free, Maintenance Free, High Performance, Conventional. Rows include Prowler 650.

KAWASAKI

Table with columns: cc, Model, Year, Factory Sealed, Maintenance Free, Maintenance Free, High Performance, Conventional. Rows include Mule 5210 Diesel, KAF620, KAF540, KAF450, KAF400, KAF300.

POLARIS

Table with columns: cc, Model, Year, Factory Sealed, Maintenance Free, Maintenance Free, High Performance, Conventional. Rows include Ranger 6x6, 4x4, Ranger 2x4.

SUZUKI

Table with columns: cc, Model, Year, Factory Sealed, Maintenance Free, Maintenance Free, High Performance, Conventional. Row includes QUV620F.

YAMAHA

Table with columns: cc, Model, Year, Factory Sealed, Maintenance Free, Maintenance Free, High Performance, Conventional. Rows include Rhino (All Models).

EUROPEAN AND OTHER MOTORCYCLE BATTERY APPLICATIONS

APRILIA

Table with columns: cc, Model, Year, Battery Type. Rows include ETV Caponord, RST Futura, RSV 1000 Mile SP, RSV 1000 Factory, RSV 1000 Mile R, RSV 1000 Mile, RSV 1000 Mile Tuono, SL Falco, Pegaso, Tuareg, Wind, Scarabeo, Atlantic, RS250, Scarabeo Mojito, Leonardo, Tuareg, Wind, RS50, SR50, SR50 Ditech, Scarabeo, Mojito, Rally.

BIG DOG (Continued)

Table with columns: cc, Model, Year, Battery Type. Rows include Prospert 18, Vintage- Classic, Light, Sport, Wolf, 1570 Vintage- Classic, Light, Sport, 1442 Aeroglide, Aerosport, Bulldog, Pitbull, Prospert, Prospert 18, Vintage- Classic, Light, Sport, 1340 Aeroglide & Aerosport, Coyote, Proglide, Vintage- Classic, Light, Sport.

BIMOTA

Table with columns: cc, Model, Year, Battery Type. Rows include SB6, SB7, SB6R, YB8/ YB10, YB11, SB8R, SB8RS, DB2, DB2 Final Edition, DB3 Mantra, Tesi.

BMW

Table with columns: cc, Model, Year, Battery Type. Rows include R1200GS, K1200LT, K1200RS, R1200C, R1150GS, R, R1100LT/RS, R1100GS, R1100R, R1100RS, RT, R1100S, All K Models, R100/7, R100GS,PD,R, RS,RT, R100CS, R90/6, R90S, R850R, R80, R80RT, R80GS, R80ST, R80/7, R80RT, K75, RT, K75C, S, R75/5, R75/7, R75/6.

BMW (Continued)

Table with columns: cc, Model, Year, Battery Type. Rows include R69 - R69S, F650, R65, R65LS, R60, R60/2, Twin Cylinders, R60/5, R60/6, R60/7, R60/2 Twin Cylinders, R50/5, R60/S Twin Cylinders, R26, R27, Single Cylinder, R26.

BSA

Table with columns: cc, Model, Year, Battery Type. Rows include 250, 350, 400, 441, 500 (12V), 600, 650, 750 (12V), 250, 350, 650 (6V), 500 Gold Star, Rocket 750, Thunderbolt, Spitfire HK35, Starfire B25.

CAGIVA

Table with columns: cc, Model, Year, Battery Type. Rows include Elephant E900, Elephant, Elephant Bifaro, T4 E Elephant, Elephant 2 Cyl., T4R, Crouser, Freccia C9/ C10R/ C12R, Lawson, Mito, N 90, Roadster, Supercity, City, Lucky, Explorer K3, W4.

CAN-AM

Table with columns: cc, Model, Year, Battery Type. Rows include All Models, All Models, All Models (Except Roadster & Supercity).

CCM

Table with columns: cc, Model, Year, Battery Type. Row includes All Electric Start Models.

ATK

Table with columns: cc, Model, Year, Battery Type. Rows include All Electric Start Models, All Electric Start Models.

BENELLI

Table with columns: cc, Model, Year, Battery Type. Rows include 900 (6 Cilindri), 650 Tornado U.T., 250 (4 Cilindri), 250-2C, 125 Cross, 125 Custom Guzzi, 125 Guzzi, 125 Jarno (c/avv.), 125 Scooter Benelli, 125-2 CSE, 125CS, 125T Sport, 50 Devil 50 (c/avv.), KBX 50 Race, Scooty LX/DLX.

BIG DOG

Table with columns: cc, Model, Year, Battery Type. Rows include Boxer, Bulldog, Husky, Husky XT, Mastiff, Pitbull, Prospert.

Please see battery cross reference chart on page 5 for optional upgrades.



EUROPEAN AND OTHER MOTORCYCLE BATTERY APPLICATIONS

DAZON

cc	Model	Year	Battery Type
150	Raider-Adventure	02-03	12N5-4B
	Raider- Classic	04	PTX9-BS*
	Raider-Max	04	PTX9-BS*
125	Scorpion	04	PTX9-BS*
50	Diamondback	03-04	PTX4L-BS*
	Stinger	03-04	CB7-A

DERBI

cc	Model	Year	Battery Type
	All Models		CB4L-B*

DUCATI

cc	Model	Year	Battery Type
1200	12, S, Multistrada	07	PT12B-4
1100	1100, S, Multistrada,		
	Hypermotard	07	PT12B-4
1098	1098, S	07	PT12B-4
1000	Biposto, GT, ST3	07	PT12B-4
998	998, 999	02-07	PT12B-4
996	Monoposto,		
	Biposto, S	01-07	PT12B-4
	996, S, SPS	99-00	CB16AL-A2
944	ST2	01-07	PT12B-4
	Suport Touring 2 (ST2)	97-00	CB16AL-A2
916	Biposto, Senna, Strada	94-98	CB16AL-A2
	I.E., SP, SP S	94-98	CB16AL-A2
	Monster S4	01-02	PT12B-4
	ST4	01-07	PT12B-4
	ST4	99-00	CB16AL-A2
907	I.E. Paso	90-94	CB16-B*
906	Paso	90-92	CB16-B*
900	Monster	01-07	PT12B-4
	Monster	94-00	CB16AL-A2
	SS Kick-Starter	-81	CB12A-A
	SS Replica	-81	CB12A-A
	SS Supersport, Replica	82-	CB14L-A2*
	SS	01-07	PT12B-4
	SL	92-96	CB16AL-A2
	Supersport FE	97-98	CB16AL-A2
888	SP, SP II, SP IV, SP V	90-95	CB16AL-A2
860	GT, GTS		C60-N24AL-B*
	Kick-Start		CB12A-A
851	Superbike	90-91	CB16AL-A2
	S Superbike	91-92	CB16AL-A2
800	800SS	07	PT12B-4
750	F1, Montjuich, Paso	87-90	CB14L-A2*
	GT, Laguna Seca		C60-N24AL-B*
	Indiana		CB14L-A2*
	Monster	01-07	PT12B-4
	Sport	89-90	CB16AL-A2
750	SS Supersport		
	Kick-Str.		CB12A-A
	SS	01-07	PT12B-4
	SS	90-00	CB16AL-A2
748	Monoposto,		
	Biposto, S	01-07	PT12B-4
	Strada Biposto,		
	SP, SPS	97-00	CB16AL-A2
695	Multistrada	07	PT12B-4
650	Alazzurra, Indiana, Pantah		CB14L-A2*
600	Monster	01-07	PT12B-4
	Pantah		CB14L-A2*
	TL		CB14L-A2*
500	GTL, GTV		C50-N18L-A3*
	Pantah		CB14L-A2*
	Sport		C50-N18L-A3*

GAS GAS

cc	Model	Year	Battery Type
370	Pampera	97	PTX4L-BS*
320	Pampera	98-01	PTX4L-BS*
250	Pampera	96-01	PTX4L-BS*

GILERA

cc	Model	Year	Battery Type
600	Nordwest	93	CB14L-A2*
	RC 600C	93	CB14L-A2*
	Top Rally, XRT		CB14L-A2*
500	Dakota Kick-Start		12N5.5-3B
	Dakota E-Starter		CB10L-A2
350	Dakota Kick-Start		12N5.5-3B
	Dakota E-Starter		CB10L-A2
	ER Kick-Start		12N5.5-3B
	ER E-Starter		CB10L-A2

GILERA (Continued)

cc	Model	Year	Battery Type
	XRT		CB14L-A2*
250	Arizona Rally		CB10L-B
	RV NGR Kick-Start		12N5.5-3B
	RV NGR E-Starter		CB10L-B
200	Arizona		12N5.5-3B
	Arizona		CB9-B
	Fast Bike		12N5.5-3B
	Fast Bike		CB9-B
	RTX, RV, RX		12N5.5-3B
	Kick-Start		
	RTX, RV, RX		12N5.5-3B
	E-Starter		CB9-B
	T4		12N5.5-3B
	Motocarro		B38-6A
125	Apache Kick-Start		12N5.5-3B
	Apache E-Starter		CB9-B
	Arizona Kick-Start		12N5.5-3B
	Arizona E-Starter		CB9-B
	Crona Kick-Start		12N5.5-3B
	Crona E-Starter		CB9-B
	CX Kick-Start		12N5.5-3B
	CX E-Starter		CB9-B
	Fast Bike Kick-Start		12N5.5-3B
	Fast Bike E-Starter		CB9-B
	Freestyle Kick-Start		12N5.5-3B
	Freestyle E-Starter		CB9-B
	GFR Kick-Start		12N5.5-3B
	GFR E-Starter		CB9-B
	KK, KZ Kick-Start		12N5.5-3B
	KK, KZ E-Starter		CB9-B
	MX1, MXR		12N5.5-3B
	Kick-Start		CB9-B
	MX1, MXR E-Starter		12N5.5-3B
	Nebraska Kick-Start		CB9-B
	Nebraska E-Starter		12N5.5-3B
	R1, R1S Kick-Start		CB9-B
	R1, R1S E-Starter		CB10L-B
	RC Rally		12N5.5-3B
	RTX, RV, RX		
	Kick-Start		
	RTX, RV, RX		CB9-B
	E-Starter		
	SPO1, SPO2		12N5.5-3B
	Kick-Start		
	SPO1, SPO2		12N5.5-3B
	E-Starter		CB9-B
	Top Rally Kick-Start		12N5.5-3B
	Top Rally E-Starter		CB9-B
	Typhoon		CB7-A
	XR1, XR2 Kick-Start		12N5.5-3B
	XR1, XR2 E-Starter		CB9-B
50	Bullit, Easy Moving,	-97	CB4L-B*
	Runner	95-97	CB4L-B*
	Eaglet		CB4L-B*
	GSA E-Starter		CB4L-B*
	Runner	-97	CB4L-B*
	Sioux E-Starter		CB4L-B*
	Stalker, Storm,		CB4L-B*
	Top Rally		CB4L-B*
	Typhoon	-97	CB4L-B*

HUSABERG

cc	Model	Year	Battery Type
	All Electric		
	Start Models	01-02	PTX5L-BS*
	All Electric		
	Start Models	97-00	PTX9-BS*

HUSQVARNA

cc	Model	Year	Battery Type
580	TE610E, SM610S	00-01	PTX14-BS*
400	TE410E	00-01	PTX14-BS*

HYOSUNG MOTORS

cc	Model	Year	Battery Type
125	XR125	All	PTX7A-BS*

KASEA

cc	Model	Year	Battery Type
125	RX125	All	PTX7A-BS*

KTM

cc	Model	Year	Battery Type
950	Adventure	03-	PTZ14S
640	Adventure, Duke, RXC LC4		
	Super Moto	99-02	PTX9-BS*
	DUKE II, LC4, Adventure	03-	PTZ10S

KTM (Continued)

cc	Model	Year	Battery Type
625	SMC, SXC	03-	PTZ10S
620	Adventure, Duke, LC4	96-98	PTX9-BS*
525	525 EXC Racing	05	PTZ5S
520	E/XC, M/XC		
	Racing 4-Stroke	00-02	PTX4L-BS*
	E/XC, M/XC		
	Racing		
	4-Stroke (Opt)	00-02	PTX5L-BS*
400	E/XC Racing		
	4-Stroke	00-02	PTX4L-BS*
	E/XC Racing		
	4-Stroke (Opt)	00-02	PTX5L-BS*
	LC4 E/XC	96-98	PTX9-BS*
	RXC LC4	96-01	PTX9-BS*

MBK

cc	Model	Year	Battery Type
250	Skyliner	01	CB7L-B
	Skyliner	99-00	PTZ7S
150	Vertex	99-00	PTX7A-BS*
125	Doodo	01	CB7L-B
	Flame, Flame R	01	CB7C-A
	Flame, Flame R	95-97	PTX7A-BS*
	Skyliner, Thunder	01	12N7-3B*
100	Booster	01	CB4L-B*
	Booster	99-00	PTX5L-BS*
	Nitro, Ovetto	01	CB4L-B*
	Nitro, Ovetto	99-00	PTX5L-BS*
80	Evolis	95-98	CB4L-B*
50	Booster	93-97	CB4L-B*
	Evolis	98	CB4L-B*
	Flipper, Nitro, Ovetto, Stunt	01	CB4L-B*

MOTO GUZZI

cc	Model	Year	Battery Type
1100	1100 California(CA)	03-05	PTX15L-BS*
	1100 California, Special,		
	Jackal, Stone, EV	94-05	53030*
	Quota 1100 ES	99-02	PTX15LBS-FS†
	Sport 1100i	97-99	PTX15LBS-FS†
	V11 Bassa	99-00	53030*
	V11 EV	98-99	53030*
	VII Le Mans, Sport	99-05	PTX15LBS-FS†
1000	California III	89-93	C60-N24AL-B*
	Convert		C60-N24AL-B*
	Daytona		C60-N24AL-B*
	Le Mans		C60-N24AL-B*
	Mille		C60-N24AL-B*
	1000NT		C60-N24AL-B*
	Quota		C60-N24AL-B*
	V10 Centauro		
	Sport, GT	99-	PTX15LBS-FS†
850	Le Man		C60-N24AL-B*
	T3, T4, T5		C60-N24AL-B*
750	Breva	04-05	CB14L-A2*
	Nevada		CB18L-A*
	NTX		CB18L-A*
	Strada		CB18L-A*
	V7		C60-N24AL-B*
	V75		CB18L-A*
650	NTX		CB18L-A*
	V65		C60-N24AL-B*
	V65 Florida		CB18L-A*
500	Falcone		B38-6A
	Falcone u.t.		CB18L-A*
	V50		C60-N24AL-B*

MuZ

cc	Model	Year	Battery Type
660	Baghira, Mastiff	98	CB9L-A2
	Skorpion	95-01	CB9L-A2
125	All Models	All	CB9L-A2

MV AGUSTA

cc	Model	Year	Battery Type
1000	F4	05-06	PTZ10S
910	Brutale	06	PTZ10S
750	F4, Brutale	00-06	PTX12A-BS◇

NORTON

cc	Model	Year	Battery Type
850	850 Commando,		
	Commando (75)		CB14L-A2*
750	750 Ranger		CB9-B
350	350 Navigator		6N11A-1B

* Please see battery cross reference chart on page 5 for optional upgrades.

† Must use factory activated battery.

◇ Part number PTZ10S can be used as an optional upgrade, but spacer from MV must be used.



EUROPEAN AND OTHER MOTORCYCLE BATTERY APPLICATIONS

OZBIKE

Table with columns: cc, Model, Year, Battery Type. Row: All Models, All, PTX5L-BS•

PANDA MOTOR SPORTS

Table with columns: cc, Model, Year, Battery Type. Rows: 70 Trail Rider, 50 Com-ute, 50 Cub, Fun Rider, Retro, 36 Com-ute

PEUGEOT

Table with columns: cc, Model, Year, Battery Type. Rows: 150 Elyseo, 125 Elyseo, 100 Speedfighter, 80 SV, SV Geo, 50 Buxy, RS

PIAGGIO-VESPA

Table with columns: cc, Model, Year, Battery Type. Rows: APE CAR,MP, MPR,P602, Ape 50 FL, Boxer, Bravo, Ciao, Cosa 2, Cosa CLX 125, Cosa CLX 150, Cosa CLX 200, Free, Hexagon 125/150, NRG 50, P125ETES, P125TS, P200E, PK50, PK50-C.A., PK50N, PK50XL, PK80S-C.A., PK125FL, PK125SS, PK125XL, PX125

PIAGGIO-VESPA (Continued)

Table with columns: cc, Model, Year, Battery Type. Rows: PX125+80E, PX125+80E-AREC, PX125+80E-ARC, PX125T5, PX150E, PX150E-ARC, PX200-ARC, PX200E-ARC, PX200GS, Quartz, Sactto, Sfera 50, Sfera 80, Skipper 125/150, Vespa 50 Elestart, Vespa 125 Sprint, Vespa 150 GL, Vespa 150 FL/ FL2, Zip - Zip (Fast Rider)

PUCH

Table with columns: cc, Model, Year, Battery Type. Rows: Cobra 80, Cobra GTL, Daytona NS50, Monza, Lido SL50, Lido Vario, Monza GP, Monza GX, Monza X

ROYAL ENFIELD

Table with columns: cc, Model, Year, Battery Type. Rows: 500 All Kick-Start Models, All Kick-Start Models, All Electric Start Models, All Kick-Start Models, All Kick-Start Models, All Electric Start Models

SYM

Table with columns: cc, Model, Year, Battery Type. Row: 50 Red Devil

TGB / VINKING

Table with columns: cc, Model, Year, Battery Type. Rows: 150 All Models, 125 All Models, 90 All Models, 50 All Models

TRIUMPH

Table with columns: cc, Model, Year, Battery Type. Rows: 2300 Rocket 3, 1200 Trophy, 1050 Tiger, 1000 Daytona, 955 Daytona 955i, 900 Bonneville, 800 Bonneville, 750 Bonneville, 675 Daytona 675, 650 T120 Bonneville, 500 500 (12V), 350 350 (6V), 250 Tigress (6V), 200 Tiger, 173 Tigress, 150 Trident, 120 Bonneville

• Please see battery cross reference chart on page 5 for optional upgrades.

RIDING MOWER BATTERY APPLICATIONS

ALLIS-CHALMERS

Table with columns: Model, Battery Type. Rows: 405, 508, 608LTD, 611LTD, 611 Special, 611H, 613, 616 Special, 616H, 830 Sprint, T811, T816, 1036 Spirit

ARIENS / GRAVELY

Table with columns: Model, Battery Type. Rows: 1330, 1332, 8028, 8530, 901000 & 912000 Series, 925000 & 927000 Series, 929001, 929002, GT17, 931001, 931006, GT20, 931010, 931018, HT16, YT10, YT11

ATLAS TOOL & MFG. CO.

Table with columns: Model, Battery Type. Row: ER2600, ER650, ER2680, ER3280

BOLENS

Table with columns: Model, Battery Type. Row: Husky 728, Husky 770, Husky 829

BUNTON COMPANY

Table with columns: Model, Battery Type. Rows: 32-10BBS, 36-10BBS, 36H-10BBS, 52-10BBS, 52H-10BBS, Lawn Lark 36

CARTER BROTHERS

Table with columns: Model, Battery Type. Row: EZ-502, EZ-502C, EZ-702, EZ-702C

CASE INTERNATIONAL

Table with columns: Model, Battery Type. Rows: 107, 108, 108XC, 110, 110XC, 116XC, 117, 118, 210, 220, 222, 226, 442, 448, 644, 646, 648, 80XC, M80

DEERE & CO.

Table with columns: Model, Battery Type. Rows: 100, 108, 111, 112L, 116, 116H, 200, R72, R92, S82, S92

DIXIE CHOPPER

Table with columns: Model, Battery Type. Row: 5018, 5020, 5024, 6024

E.T. RUGG CO.

Table with columns: Model, Battery Type. Rows: 5049-E2, 5049-E4, 5069-E, 5088-E

ECONOMY TRACTOR

Table with columns: Model, Battery Type. Row: PK1212

FLOW-MOW MOWER COMPANY

Table with columns: Model, Battery Type. Row: JETX 2668

FORD MOTOR CO.

Table with columns: Model, Battery Type. Rows: LGT100, LGT120, LGT125, LGT145, LGT165, LT75, RMT66

GARDEN WAY / TROY BUILT

Table with columns: Model, Battery Type. Rows: Pony (before 1996), Pony (After 1996), Troy-Built Rototiller

GENERAL APPLIANCE MFG. CO.

Table with columns: Model, Battery Type. Row: All Electric Starters

GENERAL POWER

Table with columns: Model, Battery Type. Rows: 3-725-E7, 3-725-E8, 3-725-E9, WES725, WES725-FS

GILSON

Table with columns: Model, Battery Type. Rows: GT14, GT14E, GT14HE, YT11E, YT11HE, YT12.5, YT12E

GRAVLEY CORPORATION

Table with columns: Model, Battery Type. Rows: 1132, 1138, IHDE-126, IHDE-130, IHSE-126, 408

HEILMAN ENTERPRISES

Table with columns: Model, Battery Type. Rows: 11-76, 11-77, 11-78, 8-76, 8-77, 220, 440, 445, 550, 555

HUFFMAN MFG. CO. (HUFFY)

Table with columns: Model, Battery Type. Row: H-270, H-360

HULL INDUSTRIES

Table with columns: Model, Battery Type. Row: TC30ER

JACOBSEN/HOMELITE/HUSTLER

Table with columns: Model, Battery Type. Rows: 42642, 43020, 43032, 43037, 43043, Javelin MK11, RE-8E, 53107, 53146, 53148, 53200, 53215, 53275, 53300, 53330, GT12G, GT12H, 730-OLE, T-8

JC PENNEY

Table with columns: Model, Battery Type. Rows: 931-2703, 931-2737, 931-5730

KEES

Table with columns: Model, Battery Type. Row: 48/60

• Please see battery cross reference chart on page 5 for optional upgrades.



RIDING MOWER BATTERY APPLICATIONS

J. I. CASE

Model	Battery Type
M-80	12N12A-4A-1•

KUBOTA

Model	Battery Type
B4200, B5100, B5200, B6100, B620, B7100	U1(9)
G3200, G4200, G5200, G6200, PX2100	U1(9)

LAWN BOY

Model	Battery Type
333, 335, 5802, 5803, 7258E	12N9-3A-1•
7259E, 7260E, 8227E, 8228E	12N9-3A-1•
8229E, 8229EA, 8233E	12N9-3A-1•

LAWN BOY

Model	Battery Type
9303E, 9325ES, 9328E, 9328ES, 9365ES, 9368E, 9368ES	U1(9)
9369ES (After 1975)	U1(9)
9329ES (After 1975)	U1(9)
9369ES & 9329ES (Thru 1975)	U1R(9)

MINNEAPOLIS-MOLINE

Model	Battery Type
All Models	U1(9)

MONTGOMERY WARD

Model	Battery Type
99 & Under Series	CB9-B
1300-1400 Series	U1(9)

MORIDGE MFG., CO.

Model	Battery Type
1210, 1622, 1822	U1(9)

MTD PRODUCTS

Model	Battery Type
300, 400, 500, 600 Series	CB14L-A2•
385, 410, 412, 465, 485, 489, 497	CB14L-A2•
387, 397, 455, 485, 495, 497, 525, 667, 760	U1(9)
500, 525, 526, 600, 698, 775, 795	CB14L-A2•
796, (395, 760 From 1981)	CB14L-A2•
700-800 Series	C50-N18L-A3•

MURRAY OHIO MFG., CO.

Model	Battery Type
2523, 3033, 3035, 6-30502	CB14L-A2•
6-30502X4, 6-30702, 6-30702X4	CB14L-A2•
7-30502	CB14L-A2•

NOMA

Model	Battery Type
321050... 321054, 328000... 328018	CB14L-A2•
360100, 36101	CB14L-A2•

POWER KING

Model	Battery Type
1212	U1(9)

ROOF MFG., CO.

Model	Battery Type
492683, 493081, 493071	U1(9)

ROOT MFG., CO.

Model	Battery Type
30-N7-3, 830-E, 30-NB-E	U1R(9)

ROPER

Model	Battery Type
96444, 96927, 96941, K522, K852	CB9-B
L722, L72256R	CB9-B
K9224AR, K922PRA, K9324AR	CB14L-A2•
K932PRA, L8000AT	CB14L-A2•

SEARS

Model	Battery Type
502.23365, 50223366, 502.2561128	U1R(9)
502.256050, 502.256051	12N14-3A•
502.256060... 502.256063	12N14-3A•
502.256070, 502.256071	12N14-3A•
502.256080, 502.256081	12N14-3A•
502.256120... 502.256126	12N14-3A•
502.256130... 502.256132	12N14-3A•
502.2561321, 502.2561576, 502.2561576	U1R(9)
502.256134, 502.256136A	12N14-3A•
502.256138, 917.255260	12N14-3A•
502.25617, 502.25619	U1R(9)
502.255270... 917.255273	12N14-3A•

SEARS (Continued)

Model	Battery Type
502.255330, 917.255340	12N14-3A•
502.256135, 502.256136	CB16L-B•
502.256137, 502.256140	CB16L-B•
502.256141, 502.256142	CB16L-B•
131.96927, 131.969310	12N9-3A-1•
131.96941, 131.96970	12N9-3A-1•
520.25800 (Thru 1966)	U1(9)
520.25710 (Thru 1966)	U1(9)
520.25538 (Thru 1966)	U1(9)
536.250820...536.250823	12N9-3A-1•
536.25087	12N9-3A-1•
536.250920...536.250922	12N9-3A-1•
536.255110, 536.255112	12N9-3A-1•
536.255113, 536.255212	12N9-3A-1•
536.255220, 536.255221	12N9-3A-1•
536.255230...536.255232	12N9-3A-1•
536.255240, 536.255250	12N9-3A-1•
536.657020, 536.657040	12N9-3A-1•
536.657060, 536.657080	12N9-3A-1•
536.658080, 536.963100	12N9-3A-1•
917.250740, 917.255120	12N9-3A-1•
917.25424, 917.25431	12N9-3A-1•
917.25435	U1R(9)
917.25474	U1R(9)
917.255121, 917.259180	12N9-3A-1•
917.25541, 917.25558,	U1R(9)
917.25582	12N9-3A-1•
917.25932	U1R(9)

SIMPLICITY

Model	Battery Type
3008, 3008-3, 99075	CB9-B

SNAPPER

Model	Battery Type
All Walk Behind Mowers (Electric Start)	PTX4L-BS•

SPEEDEX TRACTOR CO.

Model	Battery Type
1020, 103, 1240, 1240M, 1320, 1330, 1632, 1640, 1640M, 1722, 1822, 820, 840, S-17, S-18	U1(9)

SWISHER

Model	Battery Type
18Hp/32	CB12A-A

TRU-TEST

Model	Battery Type
2-832E5, 6-1036E5, 3-83DE-5, 7-1036DE-5	U1(9)
WDE-10365, WDE-8325, WE-10365, WE-8325	U1(9)

TURFMASTER

Model	Battery Type
12/36, 12/39	U1(9)

VOELLER, INC.

Model	Battery Type
SS-7	U1(9)

WESTERN INT L. (DYNAMARK)

Model	Battery Type
320800, 328000, 361000	CB14L-A2•
361100, 361102... 361107	CB14L-A2•
361113, 361114, 421101, 456301	CB14L-A2•

WHEEL HORSE / TORO

Model	Battery Type
108-3, 108-5, 111-5 (1985)	CB14L-A2•
A85, A115 (1984)	CB14L-A2•
11-32, 11-38, 11-44	U1(9)
57300, 57351, 57356, 57360	U1(9)
7-25, TE10, TE12	U1(9)
Grandmaster 117	U1(9)

WHITE OUTDOOR PRODUCTS

Model	Battery Type
FST-16	C50-N18L-A3•
GT-185, -205, -1000	C50-N18L-A3•
LT-125, -155, -160, -165	C50-N18L-A3•
GT1000, R80, T100, T80, T800, T85	U1(9)

WOODS

Model	Battery Type
1250, 1850	U1(9)

YARD MAN INC.

Model	Battery Type
13420, 3730	12N9-3A-1•
Beetle	12N14-3A•

• Please see battery cross reference chart on page 5 for optional upgrades.


POWERSPORT BATTERY BUYING GUIDE TOP 25 BATTERIES REPRESENTING 97% OF THE TOTAL POWERSPORT SALES

Position	Power-Sonic Super Sport Part #	% of Coverage in Powersport Industry	Model Fitment Information		Personal Watercraft	Snow Mobile	Utility Vehicle	Scooter	Lawn & Garden
			Motorcycle	ATV					
1	CB14A-A2	14.6%	-	88%	-	6%	3%	-	3%
2	CB14L-A2	10.8%	71%	2%	-	9%	-	-	18%
3	CB16CL-B	10.6%	-	33%	54%	-	13%	-	-
4	12N9-4B-1	9.5%	100%	-	-	-	-	-	-
5	CB12A-A	8.5%	80%	5%	-	-	-	-	15%
6	C50N18L-A3	7.4%	48%	5%	-	38%	-	-	9%
7	CB16-B	4.7%	80%	-	13%	-	-	-	7%
8	PTX14-BS	4.6%	72%	26%	-	-	-	2%	-
9	PTX9-BS	4.5%	77%	21%	-	-	-	2%	-
10	PTX12-BS	3.8%	75%	20%	-	-	-	5%	-
11	PTX20L-BS	3.2%	56%	13%	27%	2%	2%	-	-
12	12N14-3A	3.2%	29%	-	-	-	-	-	71%
13	CB10L-A2	2.7%	100%	-	-	-	-	-	-
14	PTX4L-BS	1.8%	39%	37%	-	-	-	21%	3%
15	12N12A-4A-1	1.2%	73%	-	-	-	-	-	27%
16	12N7-4A	1.1%	86%	-	-	14%	-	-	-
17	CB14A-A	0.8%	-	100%	-	-	-	-	-
18	CB16L-B	0.7%	40%	-	40%	-	-	-	20%
19	HCB16A-AB	0.6%	100%	-	-	-	-	-	-
20	CB16AL-A2	0.6%	61%	-	-	39%	-	-	-
21	PTX5L-BS	0.6%	44%	34%	-	-	-	22%	-
22	CB12AL-A	0.4%	100%	-	-	-	-	-	-
23	CB18L-A	0.4%	100%	-	-	-	-	-	-
24	CB4L-B	0.4%	75%	-	-	-	-	25%	-
25	CB14-A2	0.3%	75%	17%	-	8%	-	-	-

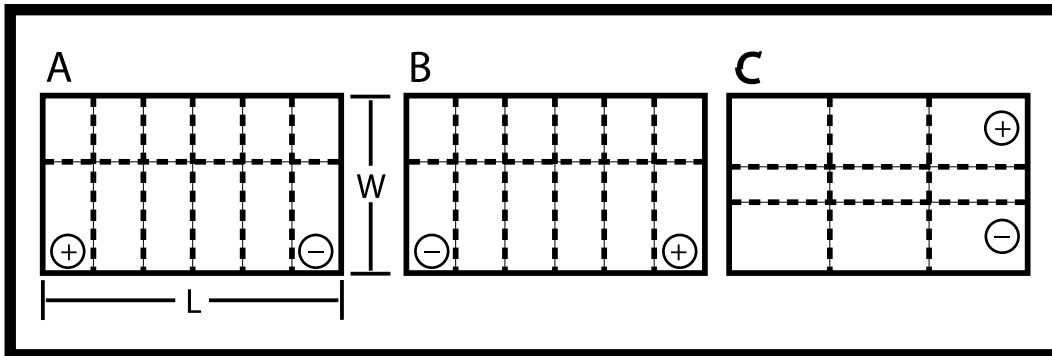


IMPORT AUTOMOTIVE BATTERY SPECIFICATIONS

Battery Type	Voltage (V)	Capacity at 20HR		Apprx. Weight w/o Acid (Lbs.)	Terminal Type	Dimensions- Inches (+/- 1/16 In.)			Dimensions- Millimeters (+/- 2 mm.)			Terminal Height	Terminal Height	Assembly Figure (per cover polarity)	Handle Type
		Ah	CCA			Length	Width	Height	Length	Width	Height				
P-NS40Z	12	35	250	16	1	7 11/16	5 1/16	7 3/4	8 9/16	195	128	197	218	A	Plastic
P-NS40ZL	12	35	250	16	1	7 11/16	5 1/16	7 3/4	8 9/16	195	128	197	218	B	Plastic
P-NS40Z(S)	12	35	240	16	2	7 11/16	5 1/16	7 3/4	8 9/16	195	128	197	218	A	Plastic
P-NS40ZL(S)	12	35	240	16	2	7 11/16	5 1/16	7 3/4	8 9/16	195	128	197	218	B	Plastic
P-NS60	12	45	315	20	1	9 1/4	5 1/4	7 13/16	8 1/2	236	133	198	215	A	Plastic
P-NS60L	12	45	315	20	1	9 1/4	5 1/4	7 13/16	8 1/2	236	133	198	215	B	Plastic
P-NS60(S)	12	45	305	20	2	9 1/4	5 1/4	7 13/16	8 1/2	236	133	198	215	A	Plastic
P-NS60L(S)	12	45	305	20	2	9 1/4	5 1/4	7 13/16	8 1/2	236	133	198	215	B	Plastic
P-NS100	12	85	630	38	2	15 15/16	6 13/16	8 1/8	9 1/8	405	173	206	232	A	Rope
P-NS120	12	110	750	50	2	19 15/16	7 1/8	8 3/8	9 3/4	507	180	213	247	C	Rope
P-NS200	12	170	1100	89	2	19 15/16	10 1/2	8 1/2	9 7/16	507	267	216	240	C	Rope



TERMINAL LAYOUTS



TERMINALS

1,2

TERMINALS	D (MM)	
	+	-
1	14.7 ⁰ _{-0.3}	13.0 ⁰ _{-0.3}
2	19.5 ⁰ _{-0.3}	17.9 ⁰ _{-0.3}



NUT & BOLT KITS (FOR SUPER SPORT SERIES BRAND BATTERIES)

PART #	DESIGN	BATTERY TYPE
MCB-01		CB4L-A, CB4L-B, CB9L-A2
MCB-02		6N6-3B, 6N6-3B-1, 6CB8L-B, 12N5-3B, 12N5-4B, 12N5.5-3B, 12N5.5-4A, 12N5.5A-3B, CB3L-A, CB3L-B, CB5L-B
MCB-03		CB12AL-A2
MCB-04		12N11-3A-1, 12N14-3A, CB10A-A2, CB10L-A2, CB10L-B2, CB12B-B2, CB12C-A, CB14A-2, CB14A-A2, CB14B-2, CB14L-A2, CB14L-B2, SCB14L-A2, SCB14L-B2, CB16AL-A2, HCB16A-AB, CB18-A, CB18L-A, C50-N18A-A, SC50-N18L-AT, C50-N18L-A-LM
MCB-05		CB16CL-B
MCB-06		6N11-2D, 6N11A-1B, 6N12A-2D, B38-6A, B54-6, 12N7-4A, 12N7-3B, 12N7D-3B, 12N7-4B, 12N9-3A-1, 12N9-3B, 12N9-4B-1, 12N10-3A, 12N10-3A-1, 12N12A-4A-1, CB7-A, CB7C-A, CB7L-B, CB9-B, CB9A-A, CB9L-B, CB12A-A, CB12AL-A, CB12A-B, CB14L-A1, CB16-B, CB16L-B, CB16-B-LM, CB16HL-A-LM
MCB-09		CHD4-12, C60-N24-A, C60-N24L-A, C60-N24AL-B, 51814, 51913, 53030



NUT & BOLT KITS (FOR SUPER SPORT SERIES BRAND BATTERIES)

PART #	DESIGN	BATTERY TYPE
MCB-10		CB16B-A, CB16B-A1, C50-N18L-A3
MCB-11		PTX20-BS, PTX20CH-BS
MCB-12		PTZ5S, PT6B-3, PT7B-4, PTZ7S
MCB-13		12N24-3, U1(9), U1R(9), 51913-FS, P11U1LD-FS
MCB-14		PTX7ABS-FS, PT9B-4, PTX9BS-FS, PT12B-4, PTX12BS-FS, PT14B-4, PTX14BS-FS, PTX14LBS-FS, PTX14AHBS-FS, PTX14AHLBS-FS, PTX15LBS-FS, PTX19BS-FS, PTX19LBS-FS, PTX19CLBS-FS, PIX30CLBS-FS, PTX7A-BS, PTX9-BS, PTX12-BS, PTX14-BS, PTX14AH-BS, PTX14AHL-BS, PTX14L-BS, PTX16-BS, PTX19-BS, PTX19L-BS, PTX19CL-BS, PIX30CL-BS
MCB-15		B39-6
MCB-17		PIX20BS-FS, PTX20LBS-FS, PIX30LBS-FS, PIX50LBS-FS, PTX15L-BS, PTX18L-BS, PIX30L-BS, PIX50-BS, PIX50L-BS



NUT & BOLT KITS (FOR SUPER SPORT SERIES BRAND BATTERIES)

PART #	DESIGN	BATTERY TYPE
MCB-19		PTX16-BS-1
MCB-20		PTX20L-BS
MCB-21		PTX4LBS-FS, PTX5LBS-FS, PTX7LBS-FS, PTX4L-BS, PTX5L-BS, PTX7L-BS
MCB-22		PTZ10S, PTZ12S, PTZ14S, PTR9-BS, PTX12A-BS
MCB-23		CB30L-B, CB30CL-B
MCB-24		CB10L-B, CB14A-A






FILLING CAPS FOR CONVENTIONAL TYPE BATTERIES
(FOR SUPER SPORT SERIES BRAND BATTERIES)

PART #	DESIGN	BATTERY TYPE
MCC-01		C60-N24-A, C60-N24L-A, C60-N24L-B, 53030
MCC-02		6N4-2A, 6N4-2A-2, 6N4-2A-3, 6N4-2A-4, 6N4-2A-5, 6N4-2A-8 (6), 6N4B-2A, 6N4B-2A-3, 6N4B-2A-5, 6N6-3B, 6N6-3B-1, 6CB8L-B, 6N11A-1B, B38-6A, 12N5-3B, 12N5-4B, 12N5.5-3B, 12N5.5-4A, 12N7-4A, 12N7-3B, 12N7-4B, 12N9-3A-1, 12N9-3B, 12N9-4B-1, 12N10-3A, 12N10-3A-1, 12N14-3A, CB2.5LC-C, CB2.5LC-1, CB3L-A, CB3L-B, CB4L-A, CB4L-B, CB5L-B, CB7-A, CB7L-B, CB9-B, CB9A-A, CB9L-A2, CB9L-B, CB10A-A2, CB10L-A2, CB10L-B, CB10L-B2, CB12AL-A2, CB14A-2, CB14A-A, CB14A-A2, CB14-B2, CB14L-A1, CB14L-A2, CB14L-B2, SCB14L-A2, SCB14L-B2, CB16AL-A2, HCB16A-AB, C50-N18A-A, C50-N18L-A3, SC50-N18L-AT, C50-N18L-A-LM
MCC-03		12N12A-4A-1, CB12A-A, CB12A-B, CB16-B, CB16CL-B, CB16L-B, CB16-B-LM
MCC-04		6N12A-2D, B54-6, 12N7D-3B, 12N11-3A-1, CB16B-A, CB16B-A1
MCC-05		CB7C-A
MCC-06		CB30L-B, CB30CL-B, 51814, 51913
MCC-07		6N2-2A, 6N2-2A-1, 6N2-2A-3, 6N2-2A-4, 6N2-2A-8, 6N2A-2C, 6N2A-2C-3, 6N4A-4D, 6N4C-1B, 6N5.5-1D, 6N5.5-1D-1, 6N6-1B, 6N6-1D-2, 6N11-2D, 12N5.5A-3B, CHD4-12, CB12B-B2, CB12C-A, CB18-A, CB18L-A, CB16HL-A-LM



FILLING CAPS FOR CONVENTIONAL TYPE BATTERIES (FOR SUPER SPORT SERIES BRAND BATTERIES)

PART #	DESIGN	BATTERY TYPE
MCC-10		12N24-3
MCC-14		B39-6
MCC-16		PTX4B-BS

SEALING STRIPS FOR SEALED MAINTENANCE FREE BATTERIES (FOR SUPER SPORT SERIES BRAND BATTERIES)

PART #	BATTERY TYPE	SIZE(LxWxH)MM
MCS-03	PTX19-BS, PTX19L-BS, PTX19CL-BS	156x18x13
MCS-05	PTR4A-BS	100x15x9
MCS-08	PTX7A-BS, PTR9-BS, PTX9-BS, PTX12-BS, PTX12A-BS, PTX14-BS, PTX14L-BS, PTX16-BS, PTX16-BS-1	135x16x10
MCS-09	PTX4L-BS, PTX5L-BS, PTX7L-BS	104.5x15.5x12
MCS-10	PIX30L-BS, PIX30CL-BS	152.4x17.9x13
MCS-11	PTX15L-BS, PTX20-BS, PTX20CH-BS, PTX20L-BS	155.4x15.4x12.4
MCS-12	PTX14AH-BS, PTX14AHL-BS	116.6x11x11
MCS-13	PTX18L-BS, PIX50-BS, PIX50L-BS	183.2x18.2x13



OTHER BATTERY HARDWARE (FOR SUPER SPORT SERIES BRAND BATTERIES)

PART #	BATTERY TYPE
MC101	Harley Davidson Battery Cable Adapter
MC102	Water Sensor for C50N18L-A3
MC103	Water Sensor for All Models Except C50-N18L-A3



POWERSPORTS BATTERY RACK



PART #
MCR01

ITEM
Three Tier Powersports Battery Rack

OUR HEAVY DUTY, EASY TO ASSEMBLE THREE TIER DESIGN BATTERY RACK, IS A PERFECT WAY TO PROFESSIONALLY DISPLAY THE POWER-SONIC SUPER SPORT SERIES LINE.

THIS RACK ALSO MAKES A GREAT SALES AND PROMOTIONAL TOOL, WHICH CAN BE USED WHEN SETTING UP NEW INVENTORIES.

COMES COMPLETE WITH A COLORFUL HEADER BOARD, WHICH WILL DEFINITELY HELP THIS ATTRACTIVE DISPLAY GET NOTICED!



SEALED MAINTENANCE FREE BATTERY FEATURES

SEALED POST PREVENTS ACID LEAKAGE, REDUCES CORROSION, AND EXTENDS BATTERY LIFE

SAFETY VALVE FLAME/ARRESTOR RELIEVES EXCESS PRESSURE

THRU-PARTITION CONSTRUCTION PROVIDES SHORTER CURRENT PATH WITH LESS RESISTANCE FOR MORE CRANKING POWER


SPECIAL ACTIVE MATERIAL IN THE PLATES IS COMPOUNDED TO WITHSTAND VIBRATION, PROLONGING BATTERY LIFE AND DEPENDABILITY

HEAT SEALED COVER TO CASE PROTECTS AGAINST LEAKAGE AND CORROSION. BONDED UNIT PROVIDING EXTRA STRENGTH

SPECIAL GRID DESIGN WITHSTANDS SEVERE VIBRATION AND ASSURES MAXIMUM CONDUCTIVITY

POLYPROPYLENE COVER AND CONTAINER ASSURE RESERVE ELECTROLYTE CAPACITY FOR COOLER OPERATING TEMPERATURE AND GIVES GREATER RESISTANCE TO GAS, OIL, AND IMPACT IN EXTREME WEATHER CONDITIONS

SPECIAL SEPARATOR MAKES THE BATTERY SPILL-PROOF. VALVE REGULATED DESIGN ELIMINATES WATER LOSS AND THE NEED TO REFILL WITH ACID





POWER *PS* SONIC
Super Sport Series

Phone - (619) 661-2020

Fax - (619) 661-3650

Customer Service - (619) 661-2030

Customer Service Fax - (619) 661-3648

7550 Panasonic Way

San Diego, CA 92154

www.power-sonic.com

